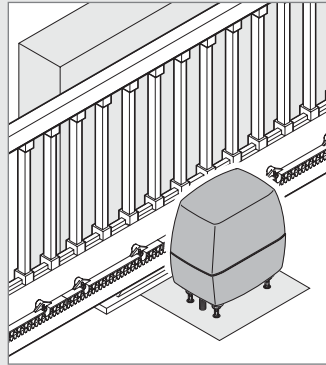
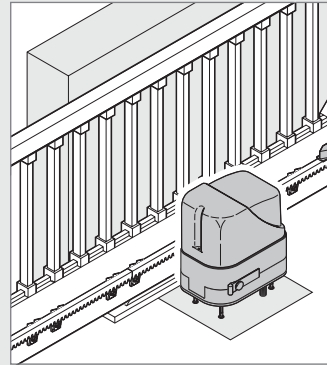


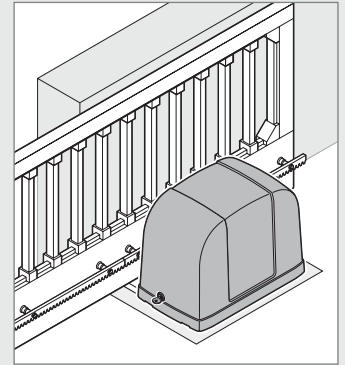
**LineaMatic / P / H**



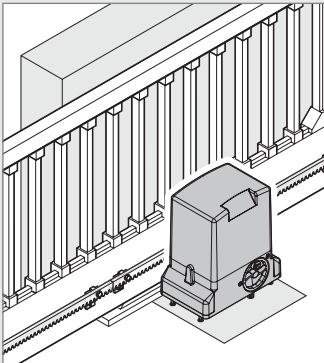
**Portronic S**



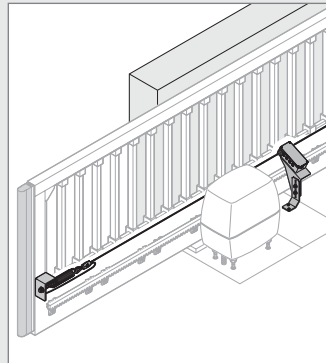
**STA 60**



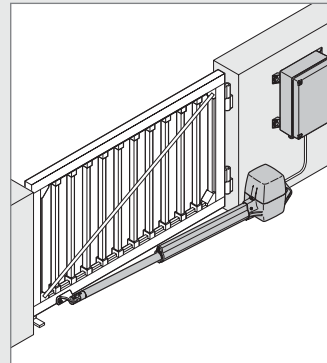
**STA 400**



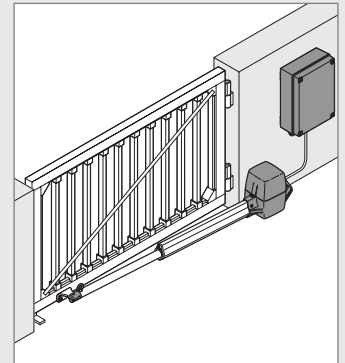
**STA 90 / 180 / 220**



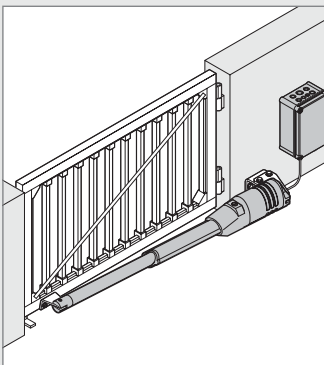
**SKS-Sliding gate**



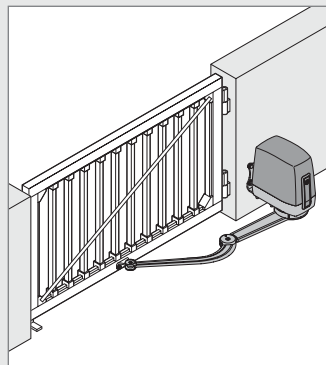
**RotaMatic / P / PL**





**Portronic D**



**DTA N / L**



**VersaMatic / P**



# Entrance Gate Operators

Sliding gate operator, Hinged gate operator

Spare Parts Overview  
Valid from 01.03.2017

# Hörmann Subsidiaries and Affiliates



**Hörmann KG  
Verkaufsgesellschaft**  
Upheider Weg 94-98  
D-33803 Steinhagen  
Telefon +49 5204 915-0  
Telefax +49 5204 915-277  
Internet [www.hoermann.com](http://www.hoermann.com)

**Hörmann international sales organizations**

**International sales partners**

## Hörmann international sales organizations

**Hörmann Austria**  
A-5310 Mondsee  
[info@hoermann.at](mailto:info@hoermann.at)

**Hörmann Danmark**  
DK-8920 Randers  
[info@hoermann.dk](mailto:info@hoermann.dk)

**Hörmann Hrvatska**  
HR-10000 Zagreb  
[info@hoermann.hr](mailto:info@hoermann.hr)

**Hörmann Malaysia**  
MAL-40150 Shah Alam,  
Selangor  
[sales@hoermann.com.my](mailto:sales@hoermann.com.my)

**Hörmann Portugal**  
P-2710-297 Sintra  
[info@hoermann.pt](mailto:info@hoermann.pt)

**Hörmann Türkiye**  
TR-Istanbul 34788  
Tasdelen-Ümraniye  
[info.ist@hoermann.com.tr](mailto:info.ist@hoermann.com.tr)

**Hörmann Baltic**  
LT-14247 Vilnius r.  
[info@hoermann.lt](mailto:info@hoermann.lt)

**Hörmann Eesti**  
EST-76505 Saue  
[in:info.tll@hoermann.ee](mailto:in:info.tll@hoermann.ee)

**Hörmann Hungária**  
H-2310 Szigetszentmiklós  
[info@hoermann.hu](mailto:info@hoermann.hu)

**Hörmann Maroc**  
MA-28810 Mohammedia  
[info@hoermann.ma](mailto:info@hoermann.ma)

**Hörmann Romania**  
RO-077040, Chiajna,  
Județul Ilfov  
[info@hoermann.ro](mailto:info@hoermann.ro)

**Hörmann UK**  
GB-Leicestershire  
LE67 4JW  
[info@hoermann.co.uk](mailto:info@hoermann.co.uk)

**Hörmann Belarus**  
BY-220125 Minsk  
[s.kobrynets.min@hoermann.by](mailto:s.kobrynets.min@hoermann.by)

**Hörmann España**  
E-08228 Terrassa  
[info.cat@hoermann.es](mailto:info.cat@hoermann.es)

**Hörmann India**  
IND-Andhra Pradesh-500 015  
[info@shaktihoermann.com](mailto:info@shaktihoermann.com)

**Hörmann Mexico**  
MEX-66350  
Santa Catarina  
[info@hoermann.com.mx](mailto:info@hoermann.com.mx)

**Hörmann Russia**  
RUS-196626  
Sankt Petersburg  
[info@hoermann.ru](mailto:info@hoermann.ru)

**Hörmann Ukraine**  
UA-08300 Boryspil,  
Kyivska Obl.  
[info@hoermann.com.ua](mailto:info@hoermann.com.ua)

**Hörmann Belgium**  
B-3700 Tongeren  
[info@hoermann.be](mailto:info@hoermann.be)

**Hörmann Finland**  
FIN-02420 Jorvas  
[info@mesvac.fi](mailto:info@mesvac.fi)

**Hörmann Italia**  
I-38015 Lavis (Trento)  
[info@hoermann.it](mailto:info@hoermann.it)

**Hörmann Middle East  
& Africa**  
UAE-Dubai  
[info.dxb@hoermann.com](mailto:info.dxb@hoermann.com)

**Hörmann Schweiz**  
CH-4702 Oensingen  
[info@hoermann.ch](mailto:info@hoermann.ch)

**Hörmann Vietnam**  
VN-Bac Ninh Province  
[info.han@hoermann.vn](mailto:info.han@hoermann.vn)

**Hörmann Brasil**  
BR-05305 002 São Paulo SP  
[info.sao@hoermann.com.br](mailto:info.sao@hoermann.com.br)

**Hörmann Flexon**  
USA-Burgettstown,  
PA 15021  
[info@hoermann-flexon.com](mailto:info@hoermann-flexon.com)

**Hörmann Japan**  
JP-103-0 002 Tokyo  
[t.takasu.tok@hoermann.jp](mailto:t.takasu.tok@hoermann.jp)

**Hörmann Nederland**  
NL-3771 MB Barneveld  
[info@hoermann.nl](mailto:info@hoermann.nl)

**Hörmann Serbia**  
SRB-11271 Beograd-Surčin  
[info@hoermann.rs](mailto:info@hoermann.rs)

**Hörmann Bulgaria**  
BG-1532 Sofia  
[info.sof@hoermann.bg](mailto:info.sof@hoermann.bg)

**Hörmann France**  
F-89107 Sens  
[info@hoermann.fr](mailto:info@hoermann.fr)

**Hörmann Kazakhstan**  
KZ-050004 Almaty  
[info@hoermann.kz](mailto:info@hoermann.kz)

**Hörmann Norge**  
N-4640 Søgne  
[info@hoermann.no](mailto:info@hoermann.no)

**Hörmann Slovenská  
republika**  
SK-903 01 Senec  
[info.bts@hoermann.com](mailto:info.bts@hoermann.com)

**Hörmann Česká republika**  
CZ-252 68 Středokluky  
[info@hoermann.cz](mailto:info@hoermann.cz)

**Hörmann Hellas**  
GR-19400 Koropi  
[info@hoermann.gr](mailto:info@hoermann.gr)

**Hörmann Korea**  
KR-Kyunggi-do 463-400  
[info@hoermann.co.kr](mailto:info@hoermann.co.kr)

**Hörmann Polska**  
PL-62-052 Komorniki  
[info@hoermann.pl](mailto:info@hoermann.pl)

**Hörmann Svenska**  
S-70369 Örebro  
[info@hoermann.se](mailto:info@hoermann.se)

**Hörmann China**  
CN-100176 Beijing  
[info@hoermann.cn](mailto:info@hoermann.cn)

**Hörmann Hong Kong**  
HK-25 Westlands Road,  
Quarry Bay  
[info@hoermann.com.hk](mailto:info@hoermann.com.hk)

**Hörmann LLC**  
USA-60538 Montgomery,  
Illinois  
[info@hoermann.us](mailto:info@hoermann.us)

You can find more details on our foreign subsidiaries and respective regional sales offices at [www.hoermann.com](http://www.hoermann.com)

## International sales partners

Ägypten  
Albanien  
Algerien  
Argentinien  
Armenien  
Aserbaidschan

Australien  
Bangladesch  
Bosnien-Herzegowina  
Chile  
Finnland  
Georgien

Indonesien  
Irland  
Island  
Israel  
Kolumbien  
Kosovo

Luxemburg  
Malta  
Mazedonien  
Moldawien  
Mongolei  
Montenegro

Neuseeland  
Peru  
Philippinen  
Slowenien  
Taiwan  
Thailand





Tunesien  
Turkmenistan  
Uruguay  
Usbekistan  
Venezuela

Prices in €. Copyright. No part of this price list may be reproduced without our permission. All details subject to change.

# Contents

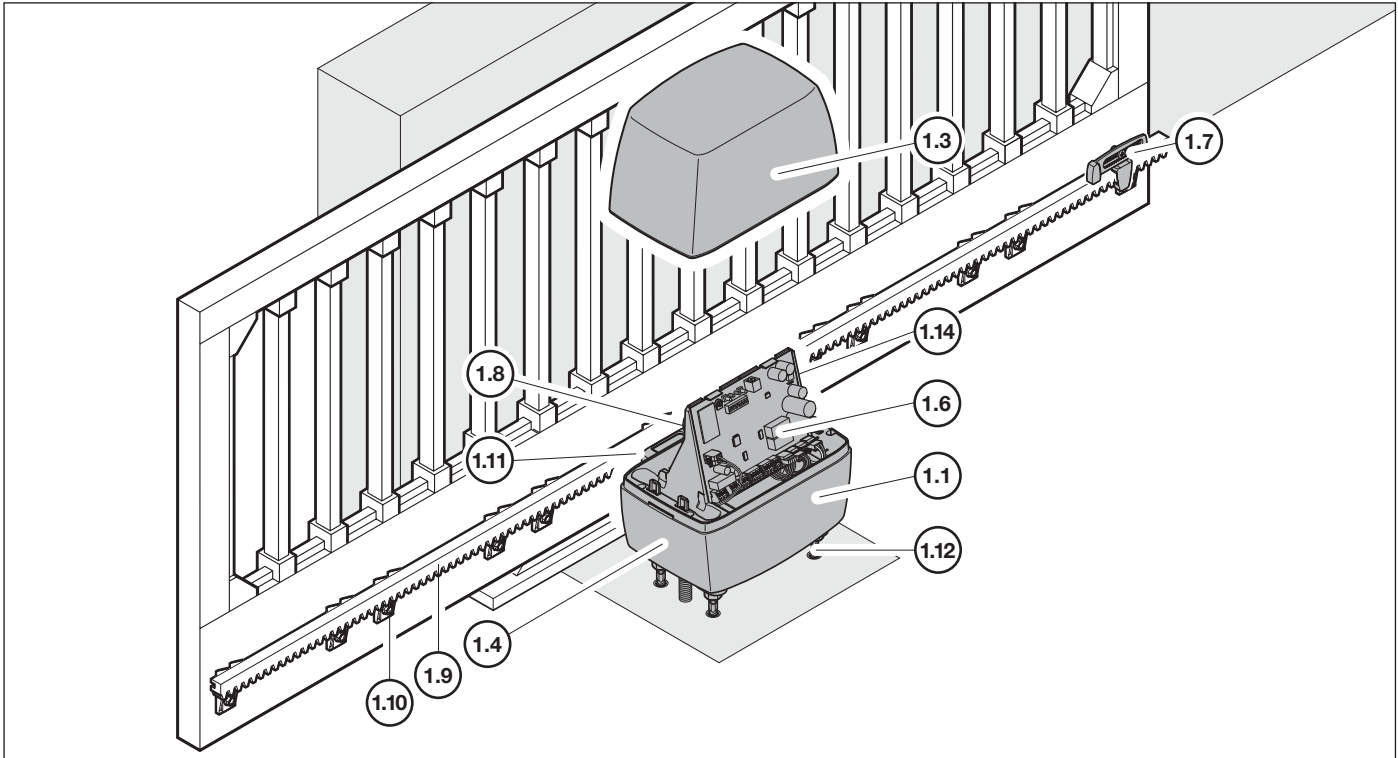
■ 1.	Sliding Gate Operator LineaMatic / P / H	4
■ 2.	Sliding Gate Operator Portronic S 4000	8
■ 3.	Sliding Gate Operator STA 60	11
■ 4.	Sliding Gate Operator STA 400	14
■ 5.	Sliding Gate Operator STA 90 / 180 / 220	17
■ 6.	Sliding Gate Operator LineaMatic / P, STA 60 / 90 / 180 / 220 with Closing Edge Safety Device (SKS)	22
■ 7.	Hinged Gate Operator RotaMatic / P / PL, Akku	24
■ 8.	Hinged Gate Operator Portronic D 5000 / D 2500	30
■ 9.	Hinged Gate Operator VersaMatic	33
■ 10.	Hinged Gate Operator DTA	36
■ 11.	Hinged Gate Operator DTH 700 / DTU 250	38
■	Spare parts order form	42
■	General Terms and Conditions of Sale and Delivery (Issue 01.03.2016)	43

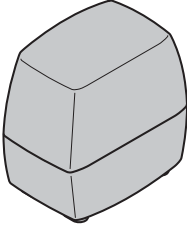
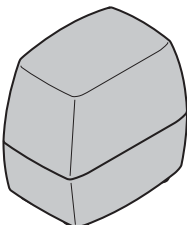
## Symbols Used

Symbol	Description
	Price on request
	Please note the extended delivery times.
	Prices marked with a dot indicate articles that are <b>available from stock</b> and available immediately ex works.
	Article has been replaced.

# 1. Sliding Gate Operator LineaMatic / P / H

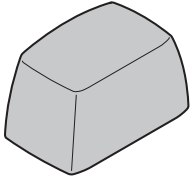
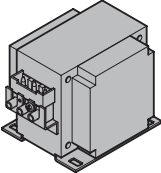
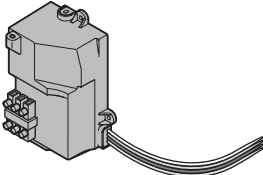
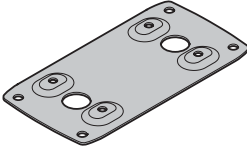
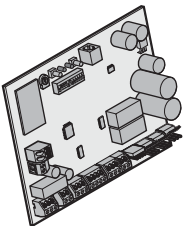
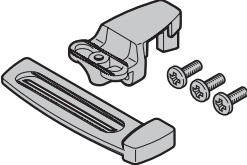
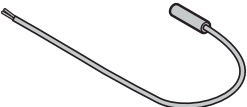
Article	Item Description	Production period	Art. no.	Qty.	€
---------	------------------	-------------------	----------	------	---



	<b>1.1 Replacement operator with radio receiver 868 MHz</b> LineaMatic LineaMatic P	2007-03-01 – 2012-06-30 2007-03-01 – 2012-06-30	436470 436471	Each _____ _____	/each /each	
	<b>Replacement operator with radio receiver 868 MHz BS (series 2)</b> LineaMatic LineaMatic P	2007-03-01 – 2007-03-01 –	4511336 4511337	_____ _____	/each /each	
		<b>1.2 Replacement operator without radio receiver</b> LineaMatic LineaMatic P LineaMatic H LineaMatic H	2012-07-01 – 2017-02-28 2012-07-01 – 2017-02-28 2009-08-01 – 2017-02-28 01.03.2017 –	4512750 4512751 436475 4511338	Each _____ _____ _____ _____	/each /each /each /each

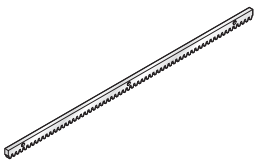

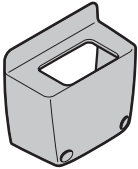
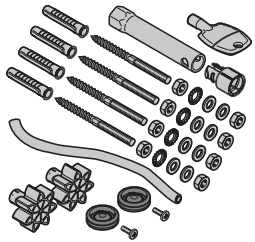
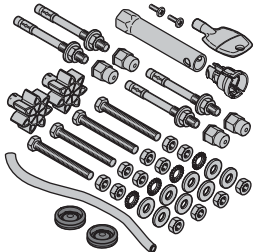
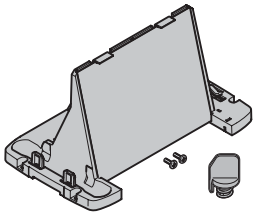
<b>ORDER</b>	Customer no.: _____	Order no.: _____
	Customer name: _____	
	Shipping address: _____	
	Place/date: _____	Stamp and signature _____

# 1. Sliding Gate Operator LineaMatic / P / H

Article	Item Description	Production period	Art. no.	Qty.	€
	<b>1.3 Operator cover</b>	2007-03-01 –	437684	Each _____	/each
	<b>1.4 Transformer</b> LineaMatic, 230 / 24 V – 60 VA LineaMatic P / H, 230 / 24 V – 100 VA	2007-03-01 – 2007-03-01 –	437685 437686	Each _____ _____	/each /each
	<b>1.5 Switching power supply entrance gate operators</b>	01.07.2016 –	439972	Each _____	/each
	<b>1.6 LineaMatic H base plate</b>	2009-08-01 –	439395	Each _____	/each
	<b>1.7 Circuit board</b> 12 DIL switches (LineaMatic / P, 868 MHz) 16 DIL switches (LineaMatic / P, 868 MHz) 16 DIL switches without radio (LineaMatic H) (LineaMatic / P) 16 DIL switches io (LineaMatic P) LineaMatic / P, 868 MHz BS (series 2) LineaMatic H without radio (series 2)	2007-03-01 – 2009-09-30 2009-10-01 – 2012-06-30 2009-07-01 – 2012-07-01 – 2009-10-01 – 2010-12-31 2017-03-01 – 2017-03-01 –	439421 ↻ 439528 439527 439527 439530 439849 439829	Each _____ _____ _____ _____ _____ _____ _____	/each /each /each /each /each /each
	<b>1.8 Magnet holder</b> <b>Magnet holder (series 2)</b>	2007-03-01 – 2017-03-01 –	437688 438788	Each _____ _____	/each /each
	<b>1.9 Magnet sensor with contact</b>	2007-03-01 –	437689	Each _____	/each



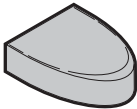
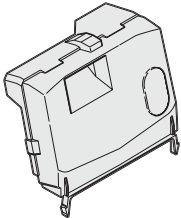
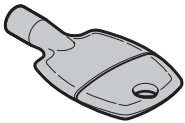

<b>ORDER</b>	Customer no.: _____	Order no.: _____
	Customer name: _____	
	Shipping address: _____	
	Place/date: _____	Stamp and signature _____

# 1. Sliding Gate Operator LineaMatic / P / H

Article	Item Description	Production period	Art. no.	Qty.	€
	<b>1.10 Toothed track, 1 m</b>			Each	
	Steel 12 mm 8 mm	2007-03-01 – 2012-07-01 –	438759 436444	_____ _____	/each /each
	Plastic (not shown) V6, bottom fixing brackets S6, top fixing brackets	2007-03-01 – 2007-03-01 –	438632 438631	_____ _____	/each /each
	<b>1.11 Screw kit for plastic toothed track, 1 m</b>	2007-03-01 –	438634	Each	/each
	<b>Support bracket for steel toothed track</b> 3 required per / m (not shown)	2007-03-01 –	438765	_____	/each
	<b>1.12 Toothed wheel cover cap</b>	2007-03-01 –	437690	Each	/each
	<b>1.13 Screw bag</b>	2007-03-01 –	439358	Each	/each
	<b>Screw bag (series 2)</b>	2017-03-01 –	438789	_____	/each
	<b>1.14 Screw bag LineaMatic H</b>	2009-08-01 –	439393	Each	/each
	<b>Screw bag LineaMatic H (series 2)</b>	2017-03-01 –	438790	_____	/each
	<b>1.15 Holder for circuit board</b> Incl. emergency release with screws	2001-10-01 –	437691	Each	/each

<b>ORDER</b>	Customer no.: _____	Order no.: _____
	Customer name: _____	
	Shipping address: _____	
	Place/date: _____	Stamp and signature _____

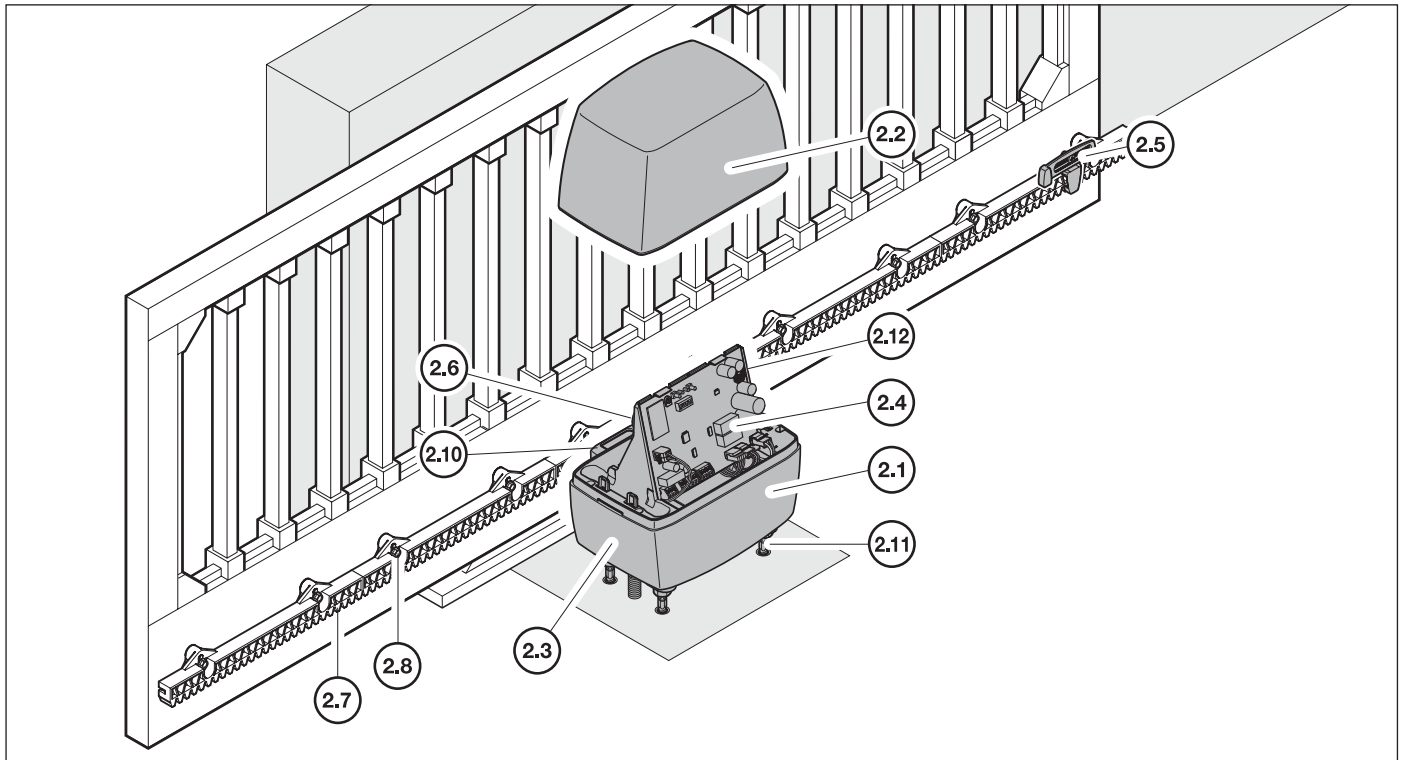
# 1. Sliding Gate Operator LineaMatic / P / H

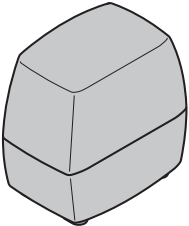
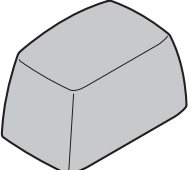
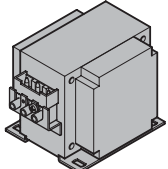
Article	Item Description	Production period	Art. no.	Qty.	€
	<b>1.16 Emergency release with spring bolts</b>	2010-06-30 –	436680	Each	/each
	<b>1.17 Lever lock for operator cover (incl. 2 lever lock keys)</b>	2009-02-01 –	439359	Each	/each
	<b>1.18 Cover cap DP 3</b> 2 required per strip	2009-02-01 –	436393	Each	/each
	<b>1.19 Rain cover</b> LineaMatic LineaMatic (series 2)	2007-11-01 – 2017-02-28 2017-03-01 –	436400 437069	Each	/each /each
	<b>1.20 Cover key for LineaMatic</b> 7 mm, triangular socket	2008-10-01 –	439450	Each	/each
	<b>1.21 Warning sign</b>	2007-04-01 –	439411	Each	/each

<b>ORDER</b>	Customer no.: _____ Order no.: _____	
	Customer name: _____	
	Shipping address: _____	
	Place/date: _____	Stamp and signature _____

## 2. Sliding Gate Operator Portronic S 4000

Article	Item Description	Production period	Art. no.	Qty.	€
---------	------------------	-------------------	----------	------	---

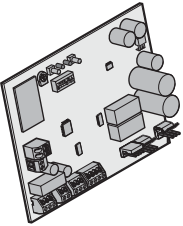
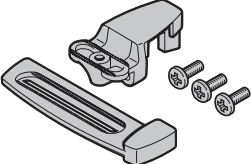

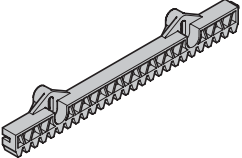

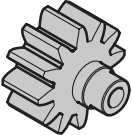
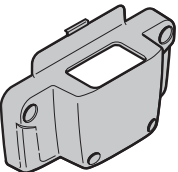
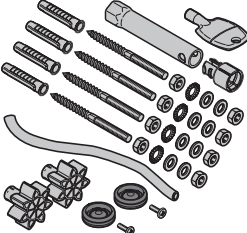


	<b>2.1 Replacement operator</b> with radio receiver 433 MHz RC	2010-02-01 –	435901	Each _____	/each
	<b>2.2 Operator cover</b>	2010-02-01 –	436592	Each _____	/each
	<b>2.3 Transformer 230 / 24 V – 60 VA</b>	2007-07-01 –	437685	Each _____	/each

<b>ORDER</b>	Customer no.: _____	Order no.: _____
	Customer name: _____	
	Shipping address: _____	
	Place/date: _____	Stamp and signature _____

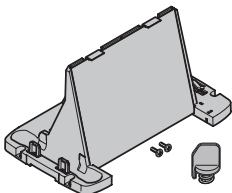


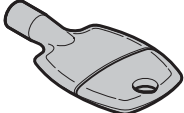
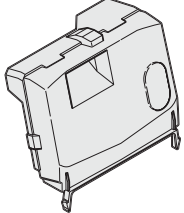
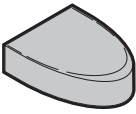



## 2. Sliding Gate Operator Portronic S 4000

Article	Item	Description	Production period	Art. no.	Qty.	€
	2.4	Circuit board 433 MHz rolling code	2010-02-01 –	436547	Each _____	/each
	2.5	Magnet holder	2010-02-01 –	437688	Each _____	/each
	2.6	Magnet sensor with contact	2010-02-01 –	437689	Each _____	/each
	2.7	Toothed track segment	2010-02-01 –	435889	Each _____	/each
 24x	2.8	Fitting screws	2010-02-01 –	436450	Each _____	/each
	2.9	Plastic toothed wheel	2010-02-01 –	436594	Each _____	/each
	2.10	Toothed wheel cover cap	2010-02-01 –	436593	Each _____	/each
	2.11	Accessory bag	2010-02-01 –	439358	Each _____	/each

<b>ORDER</b>	Customer no.: _____		Order no.: _____	
	Customer name: _____			
	Shipping address: _____			
	Place/date: _____		Stamp and signature _____	

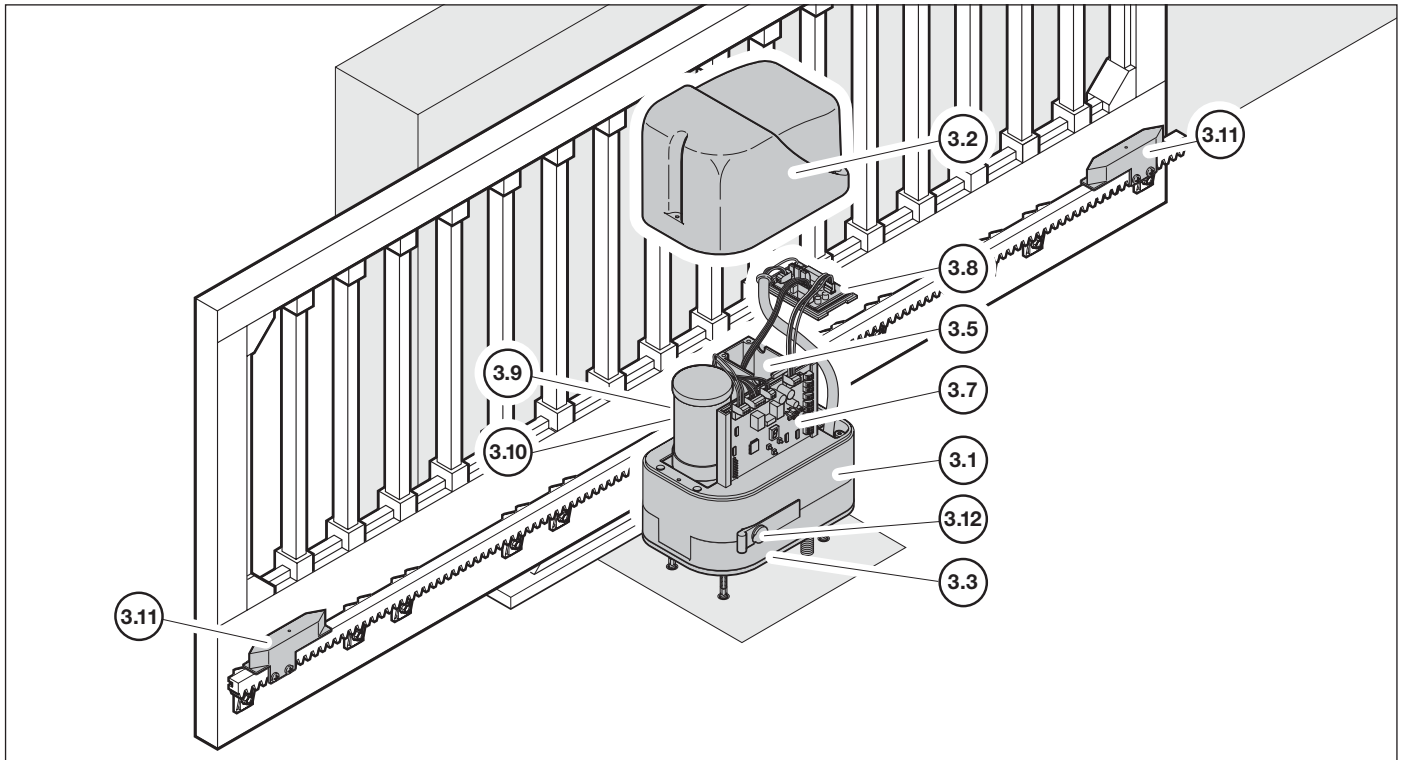
## 2. Sliding Gate Operator Portronic S 4000

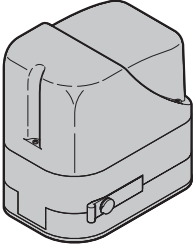
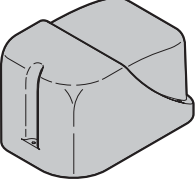
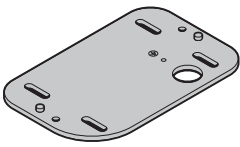
Article	Item Description	Production period	Art. no.	Qty.	€
	<b>2.12 Holder for circuit board</b> Incl. emergency release with screws	2010-02-01 –	437691	Each _____	/each
	<b>2.13 Emergency release with spring bolts</b>	2010-06-30 –	436680	Each _____	/each
	<b>2.14 Lever lock for operator cover</b> (incl. 2 lever lock keys)	2010-02-01 –	439359	Each _____	/each
	<b>2.15 Cover key 7 mm, triangular</b>	2010-02-01 –	439450	Each _____	/each
	<b>2.16 Rain cover</b> Portronic Portronic	2010-02-01 – 2017-02-28 2017-03-01 –	436400 437069	Each _____ _____	/St. /St.
	<b>2.17 Cover cap for DP 3</b> 2 required per strip	2007-09-01 –	436393	Each _____	/each
	<b>2.18 Warning label</b>	2010-02-01 –	436596	Each _____	/each

<b>ORDER</b>	Customer no.: _____	Order no.: _____
	Customer name: _____	
	Shipping address: _____	
	Place/date: _____	Stamp and signature _____

# 3. Sliding Gate Operator STA 60

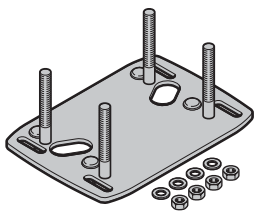
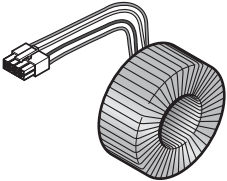
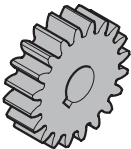
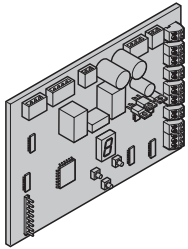
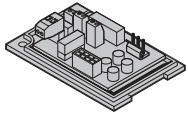
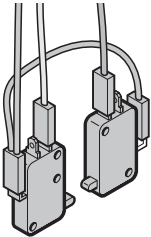
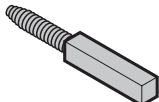
Article	Item Description	Production period	Art. no.	Qty.	€
---------	------------------	-------------------	----------	------	---



	<b>3.1 Replacement operator, incl. control</b> Without radio, fixing material, ground bracket	2001-10-01 –	435505	Each _____	/each
	<b>3.2 Operator cover</b>	2001-10-01 –	438654	Each _____	/each
	<b>3.3 Ground bracket</b>	2010-02-01 –	438626	Each _____	/each

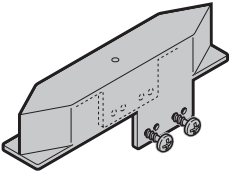


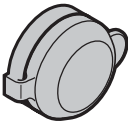

<b>ORDER</b>	Customer no.: _____	Order no.: _____
	Customer name: _____	
	Shipping address: _____	
	Place/date: _____	Stamp and signature _____

### 3. Sliding Gate Operator STA 60

Article	Item Description	Production period	Art. no.	Qty.	€
	<b>3.4 Conversion kit STA 60 to LineaMatic</b>  <b>Note:</b> The following articles are additionally required for retrofitting: Magnet holder art. no.: 437688, bag of screws 439358 and fitting instructions 437871. <b>An operator head is also required.</b>	2007-03-01 –	439410	Each	/each
	<b>3.5 Toroidal transformer</b> 230 / 24 V – 240 VA	2001-10-01 –	438750	Each	/each
	<b>3.6 Toothed wheel Z17</b>	2004-02-15 –	438098	Each	/each
	<b>3.7 Circuit board</b>	2001-10-01 –	438639	Each	/each
	<b>3.8 Mains print (no longer available)</b>	2001-10-01 –	438751 ↻	Each	
	<b>3.9 Electrical limit switch set</b>	2001-10-01 –	438656	Each	/each
	<b>3.10 Limit switch spring</b>	2001-10-01 –	438655	Each	/each

<b>ORDER</b>	Customer no.: _____	Order no.: _____
	Customer name: _____	
	Shipping address: _____	
	Place/date: _____	Stamp and signature _____

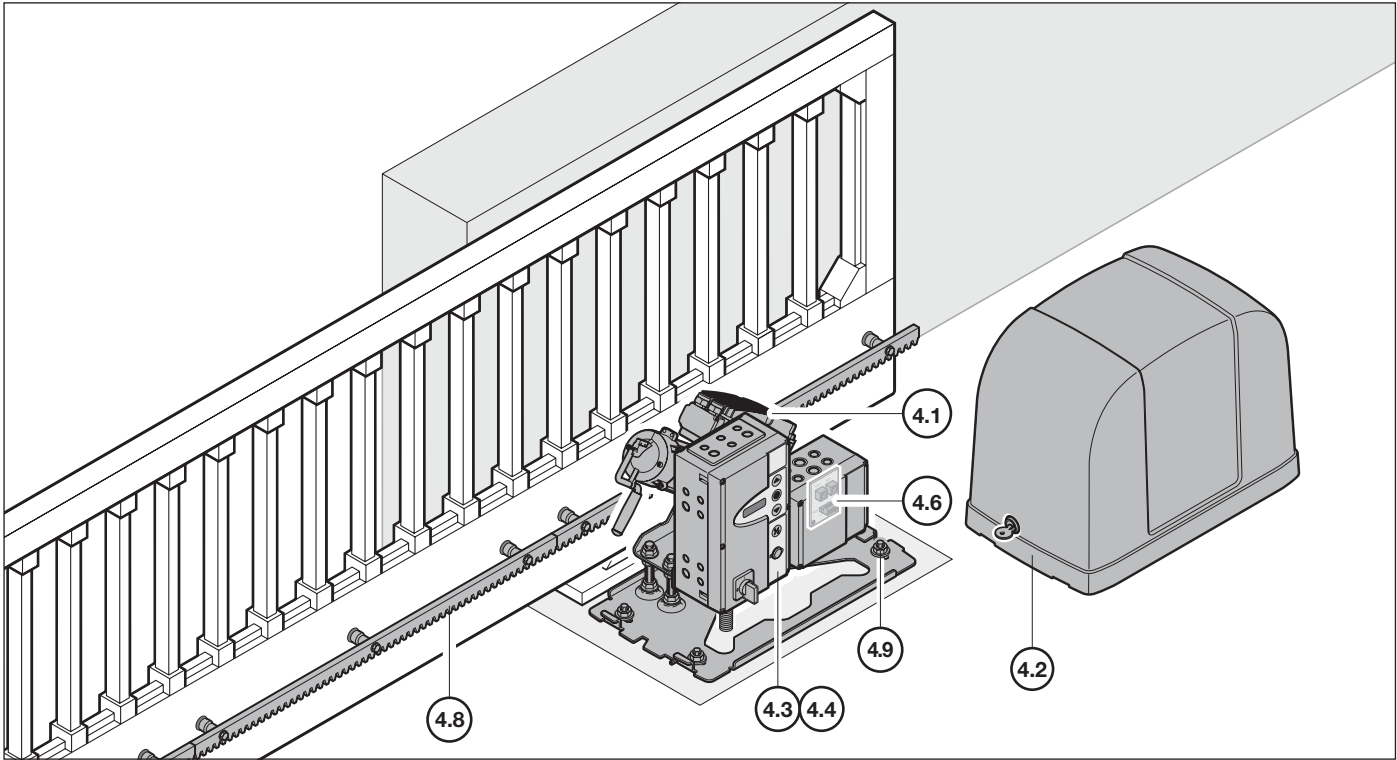
### 3. Sliding Gate Operator STA 60

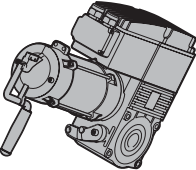
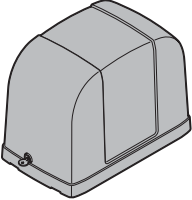

Article	Item Description	Production period	Art. no.	Qty.	€
	<b>3.11 Control cam</b> Dual handed	2001-10-01 –	438760	Each _____	/each
	<b>3.12 Lock</b> Incl. cylinder and 2 keys	2003-10-01 –	438704	Each _____	/each
	<b>3.13 Key</b>	2001-08-01 –	438657	Each _____	/each
	<b>3.14 Dust cap</b> For release lock	2006-02-13 –	439308	Each _____	/each
	<b>3.15 Warning sign</b>	2007-04-01 –	439411	Each _____	/each

<b>ORDER</b>	Customer no.: _____ Order no.: _____	
	Customer name: _____	
	Shipping address: _____	
	Place/date: _____	Stamp and signature _____

# 4. Sliding Gate Operator STA 400

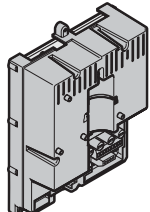
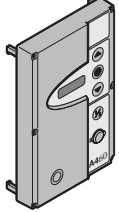

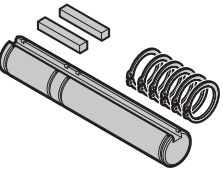
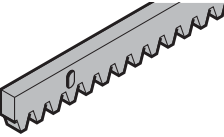

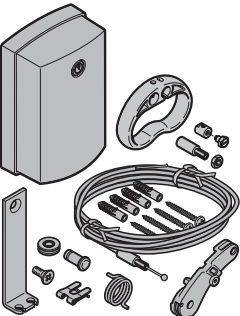
Article	Item Description	Production period	Art. no.	Qty.	€
---------	------------------	-------------------	----------	------	---



	<b>4.1 Replacement operator STA 400 FU</b>	2009-05-15 –	636330	Each	/each
	<b>4.2 Operator cover</b>	2009-05-01 –	637690	Each	/each
	<b>4.3 Control B 460 FU – STA in housing with main switch</b>	2005-07-01 –	636905	Each	/each



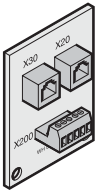

<b>ORDER</b>	Customer no.: _____	Order no.: _____
	Customer name: _____	
	Shipping address: _____	
	Place/date: _____	Stamp and signature _____

## 4. Sliding Gate Operator STA 400

Article	Item	Description	Production period	Art. no.	Qty.	€
	4.4	<b>Control unit B 460 FU - STA</b>	2009-02-01 –	638345	Each _____	/each
	4.5	<b>Housing cover for B 460 FU - STA</b> With plastic film and keypad circuit board	2005-03-15 –	638349	Each _____	/each
	4.6	<b>Toothed wheel extension kit Z20</b> Toothed wheel extension kit Z16 for door weight > 2000 kg	2009-07-01 – 2009-07-01 –	638940 638941	Each _____ _____	/each  /each
	4.7	<b>Drive shaft assembly</b>	2010-02-01 –	638939	Each _____	/each
	4.8	<b>Steel toothed track M4</b> 1000 x 30 x 12 mm	2009-09-01 –	438759	Each _____	/each
	4.9	<b>Screw bag for anchor bolts</b>	2009-07-01 –	637652	Each _____	/each
	4.10	<b>Emergency release incl. housing ASE</b> Bowden cable, length: 4000 mm	2009-06-01 –	639711	Each _____	/each

<b>ORDER</b>	Customer no.: _____	Order no.: _____
	Customer name: _____	
	Shipping address: _____	
	Place/date: _____	Stamp and signature _____

## 4. Sliding Gate Operator STA 400

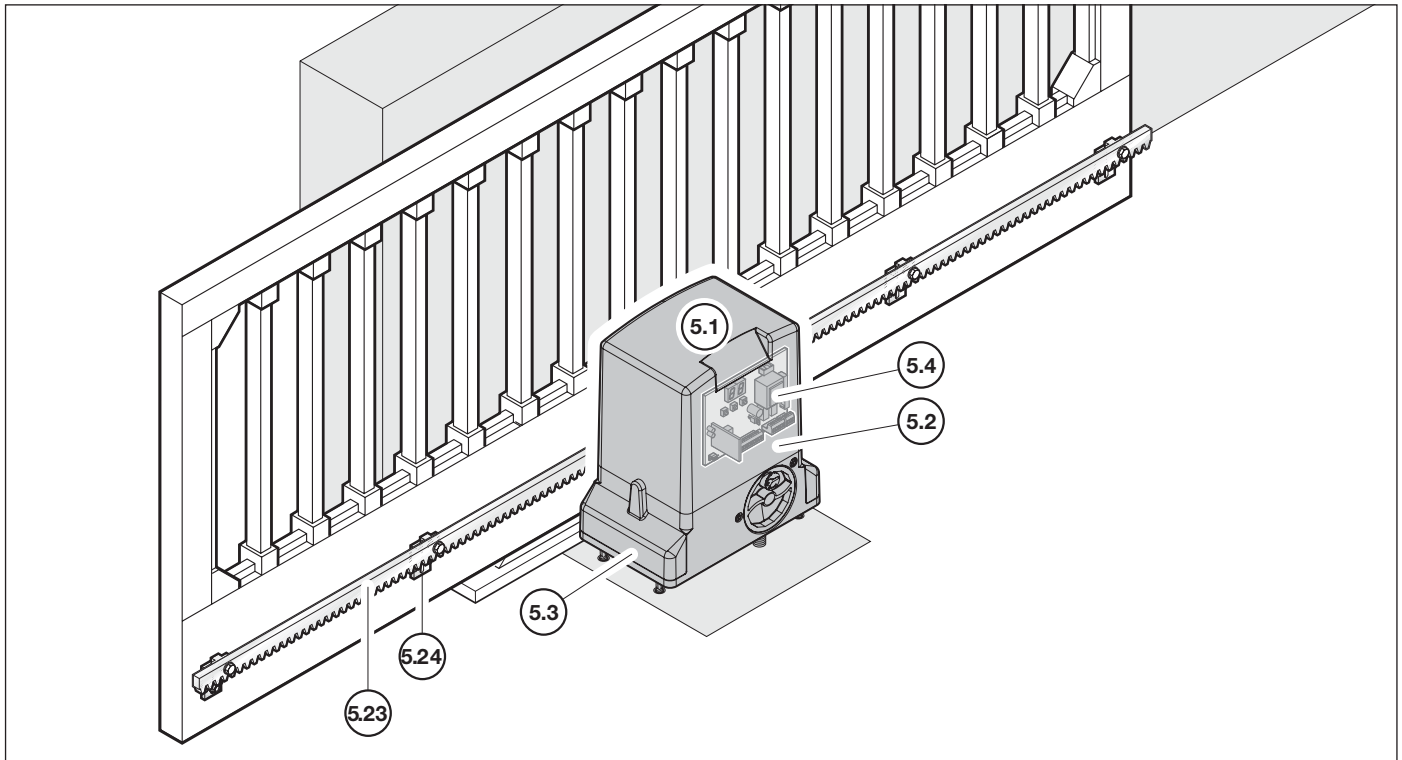
Article	Item Description	Production period	Art. no.	Qty.	€
	<b>4.11 Motor connecting lead</b> 3 × 1.5 mm <sup>2</sup> FU, length: 590 mm	2009-06-01 –	637658	Each _____	/each
	<b>4.12 System cable set</b> 2 × 6-wire, length: 760 mm	2009-05-01 –	637659	Each _____	/each
	<b>4.13 Adapter print SKS</b> STA 400	2009-07-01 –	637664	Each _____	/each
	<b>4.14 Warning sign</b>	2007-04-01 –	439411	Each _____	/each

<b>ORDER</b>	Customer no.: _____ Order no.: _____	
	Customer name: _____	
	Shipping address: _____	
	Place/date: _____	Stamp and signature _____



# 5. Sliding Gate Operator STA 90 / 180 / 220

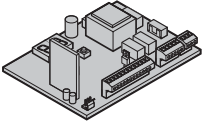
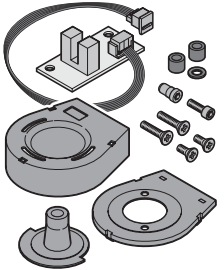
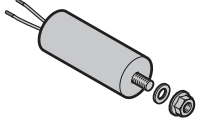
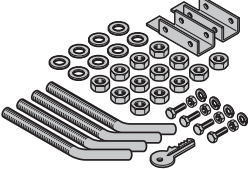
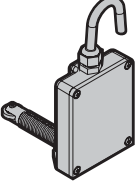
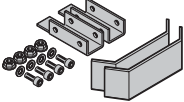

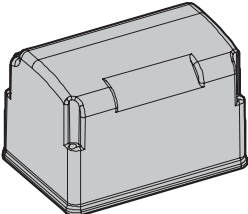
Article	Item Description	Production period	Art. no.	Qty.	€
---------	------------------	-------------------	----------	------	---



	<p><b>5.1 Replacement operator, incl. control</b> Without radio, fixing material, ground bracket</p> <p>STA 90 STA 180 STA 220 (operator without control)</p>	<p>2007-08-01 – 2007-08-01 – 2007-08-01 –</p>	<p>635261 635266 635272</p>	<p>Each _____ _____ _____</p>	<p>/each /each /each</p>
	<p><b>5.2 Operator cover STA 90</b></p>	<p>2001-10-01 –</p>	<p>439364</p>	<p>Each _____ _____</p>	<p>/each</p>
	<p><b>5.3 Side safety device STA 90 (set)</b></p>	<p>2008-01-01 –</p>	<p>439369</p>	<p>Each _____ _____</p>	<p>/each</p>

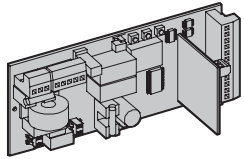
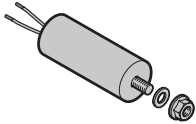
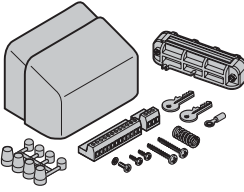
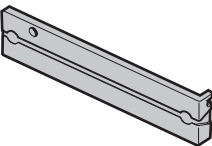
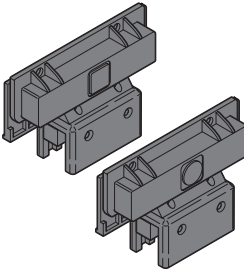
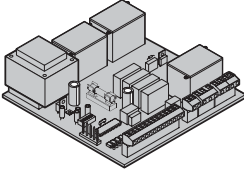
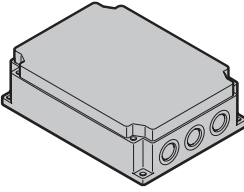
<b>ORDER</b>	Customer no.: _____	Order no.: _____
	Customer name: _____	
	Shipping address: _____	
	Place/date: _____	Stamp and signature _____

# 5. Sliding Gate Operator STA 90 / 180 / 220

Article	Item	Description	Production period	Art. no.	Qty.	€
	5.4	Control circuit board 740 D, STA 90	2007-07-01 –	439363	Each	/each
	5.5	Encoder circuit board STA 90 STA 90 incl. 6-pin Mascon cable	2008-03-01 – 2016-10-04 2016-10-05 –	439383 ↻ 439487	Each	/each
	5.6	Capacitor 12.5 µF, STA 90	2008-03-01 –	439372	Each	/each
	5.7	Fitting set STA 90	2007-07-01 –	439365	Each	/each
	5.8	Limit switch unit STA 90	2008-03-01 –	439370	Each	/each
	5.9	Limit switch plates with holder STA 90	2008-03-01 –	439371	Each	/each
	5.10	Release key for universal lock STA 90 / 180 / 220	2007-07-01 –	638444	Each	/each
	5.11	Operator cover STA 180 / 220	2007-07-01 –	439366	Each	/each

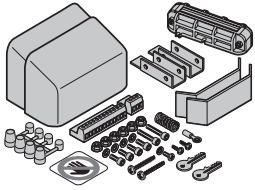
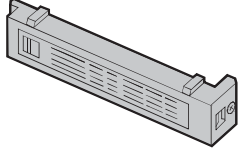


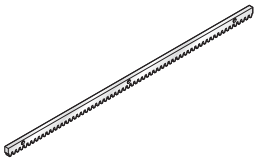


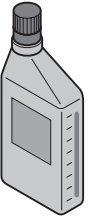
<b>ORDER</b>	Customer no.: _____	Order no.: _____
	Customer name: _____	
	Shipping address: _____	
	Place/date: _____	Stamp and signature _____

## 5. Sliding Gate Operator STA 90 / 180 / 220

Article	Item	Description	Production period	Art. no.	Qty.	€
	5.12	Control circuit board 780 D, STA 180	2007-07-01 –	439362	Each	/each
	5.13	Capacitor 35 µF, STA 180  35 µF, STA 180 18 µF, STA 180	2008-03-01 – 2011-11-30 2011-12-01 –	439374 439384	Each	/each /each
	5.14	Fitting set STA 180	2007-07-01 –	439367	Each	/each
	5.15	Magnetic limit switch unit STA 180	2008-03-01 –	439373	Each	/each
	5.16	Magnets for limit switch STA 180 (set)	2007-12-01 – 2015-03-30 2015-04-01 –	439368 ↻ 439368	Each	/each
	5.17	Control circuit board A844, STA 220	2007-07-01 –	638440	Each	/each
	5.18	Control housing for control circuit board A844	2007-07-01 –	638441	Each	/each


<b>ORDER</b>	Customer no.:	Order no.:
	Customer name:	
	Shipping address:	
	Place/date:	Stamp and signature

# 5. Sliding Gate Operator STA 90 / 180 / 220

Article	Item Description	Production period	Art. no.	Qty.	€
	<b>5.19 Fitting set STA 220</b>	2007-07-01 –	638443	Each _____	/each
	<b>5.20 Inductive limit switch unit STA 220</b>	2008-03-01 –	439375	Each _____	/each
	<b>5.21 Limit switch plate STA 220</b>	2008-03-01 –	439376	Each _____	/each
	<b>5.22 Attachment for limit switch plate STA 220</b>	2008-03-01 –	439377	Each _____	/each
	<b>5.23 Steel toothed track, 1000 mm, module 4</b>  <b>Note:</b> For fixing the steel toothed track / m, 3 support brackets, art. no. 438765, are required per metre.	2001-10-01 –	438759	Each _____	/each
	<b>5.24 Support bracket for steel toothed track</b>	2001-10-01 –	438765	Each _____	/each
	<b>5.25 Oil drain screw STA 180 / 220</b>	2007-07-01 –	638446	Each _____	/each
	<b>5.26 Hydraulic oil STA 180 / 220</b> (1 litre)	2007-11-01 –	439415	Each _____	/each

<b>ORDER</b>	Customer no.: _____	Order no.: _____
	Customer name: _____	
	Shipping address: _____	
	Place/date: _____	Stamp and signature _____

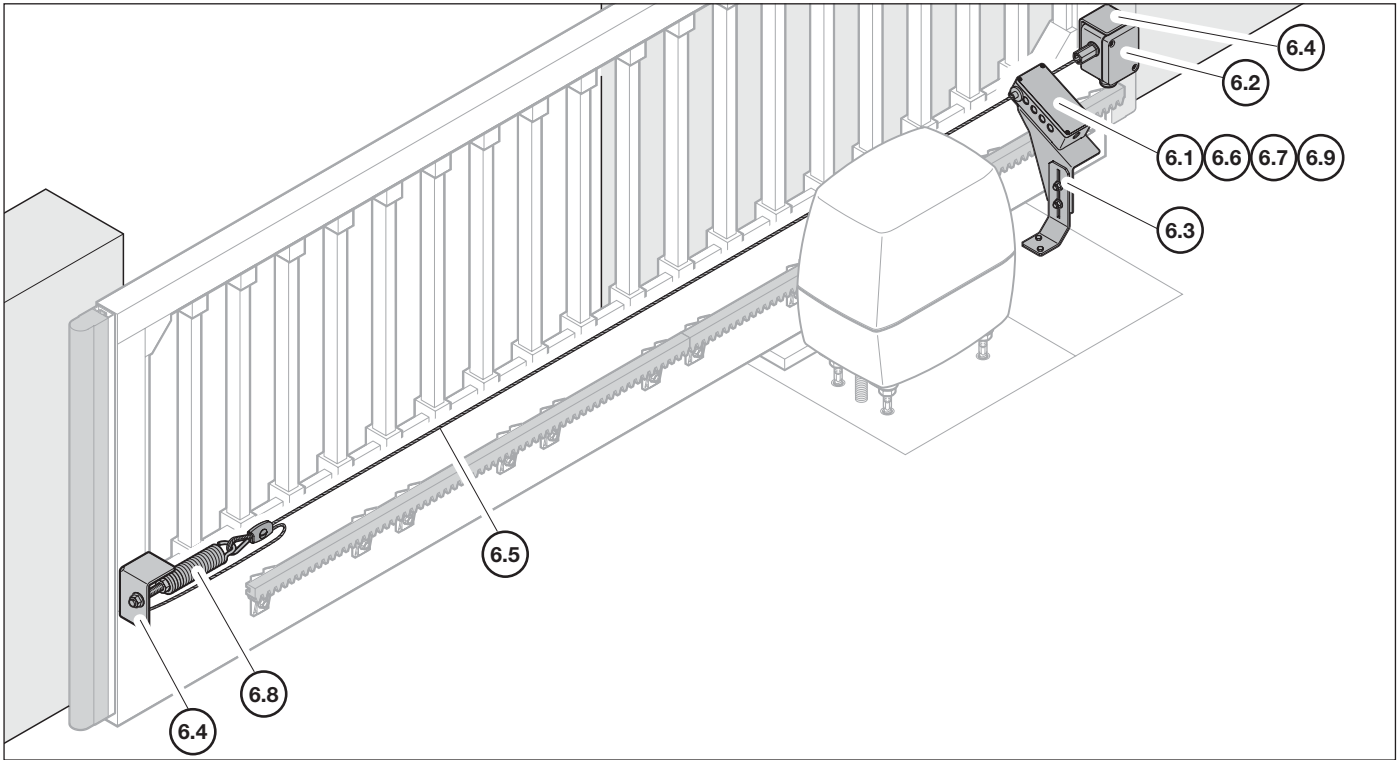
# 5. Sliding Gate Operator STA 90 / 180 / 220

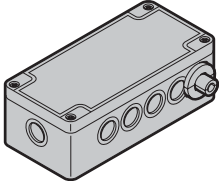
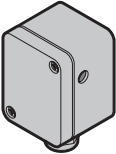
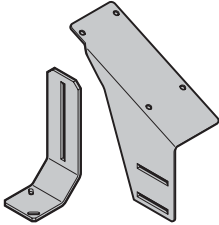
Article	Item Description	Production period	Art. no.	Qty.	€
	5.27 Warning sign	2007-04-01 –	439411	Each _____	/each

<b>ORDER</b>	Customer no.: _____ Order no.: _____	
	Customer name: _____	
	Shipping address: _____	
	Place/date: _____	Stamp and signature _____

# 6. Sliding Gate Operator LineaMatic / P, STA 60 / 90 / 180 / 220 with Closing Edge Safety Device (SKS)

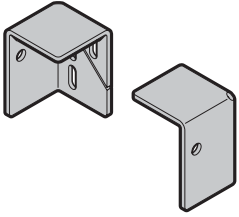






Article	Item Description	Production period	Art. no.	Qty.	€
---------	------------------	-------------------	----------	------	---



	<b>6.1 Activating kit SKS</b> Circuit board in housing 2003-03-01 – 438935 Each _____ /each
	<b>Housing cover for SKS housing</b> With screws and seals 2003-03-01 – 438267 _____ /each
	<b>Front supports for SKS housing</b> 1 pair (right / left) without screws 2003-03-01 – 438936 _____ /each
	<b>6.2 Coil core in housing</b> 2003-03-01 – 438937 Each _____ /each
	<b>6.3 Fixing for activating kit SKS</b> Bracket housing holder 2003-03-01 – 438938 Bracket floor fitting 2003-03-01 – 438939 Each _____ /each _____ /each

<b>ORDER</b>	Customer no.: _____ Order no.: _____
	Customer name: _____
	Shipping address: _____
	Place/date: _____ Stamp and signature _____

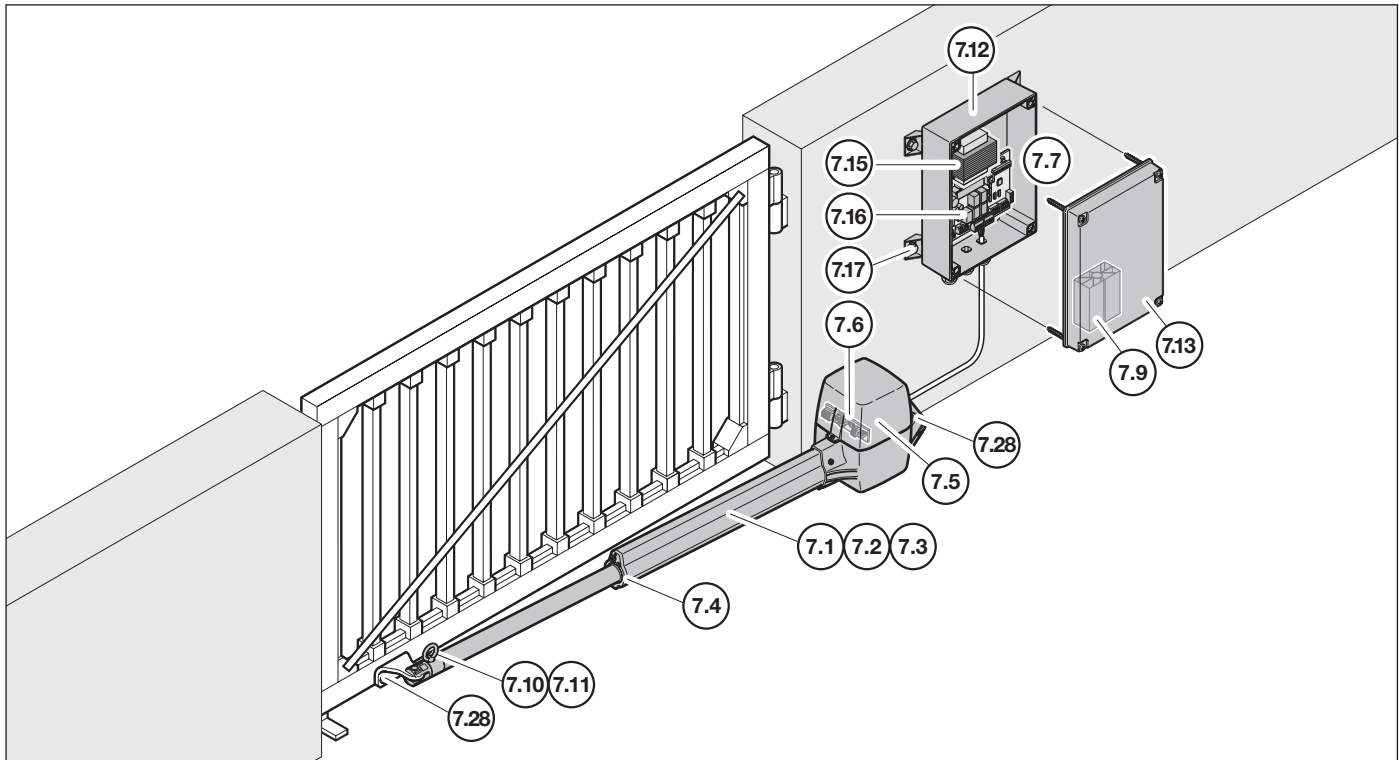
## 6. Sliding Gate Operator LineaMatic / P, STA 60 / 90 / 180 / 220 with Closing Edge Safety Device (SKS)

Article	Item Description	Production period	Art. no.	Qty.	€
	<b>6.4 Support bracket for tension cable</b> Left fitting bracket Right fitting bracket	2003-03-01 – 2003-03-01 –	438940 438941	Each	
				_____	/each
	<b>6.5 Tension cable</b> Ø 3 mm × 20 m with UPVC coating and press-fit thread piece	2003-03-01 –	438942	Each	/each
	<b>6.6 Connecting lead</b> 5 × 0.34 mm <sup>2</sup> , wires sorted according to colours Grey PU coating Length 2 m, not pre-assembled	2003-03-01 –	438943	Each	/each
	<b>6.7 Screw fittings</b>	2003-03-01 –	438944	Each	/each
	<b>6.8 Accessory bag</b>	2003-03-01 –	438945	Each	/each
	<b>6.9 Pressure compensation membrane kit</b> For SKS and control housing	2004-10-04 –	637231	Each	/each
	<b>6.10 Warning sign</b>	2007-04-01 –	439411	Each	/each

<b>ORDER</b>	Customer no.: _____	Order no.: _____
	Customer name: _____	
	Shipping address: _____	
	Place/date: _____	Stamp and signature _____

# 7. Hinged Gate Operator RotaMatic / P / PL, Akku

Article	Item Description	Production period	Art. no.	Qty.	€
---------	------------------	-------------------	----------	------	---

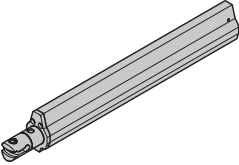
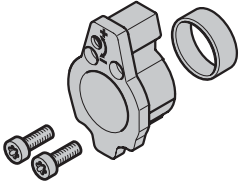
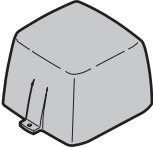
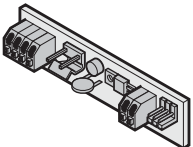
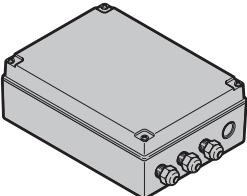
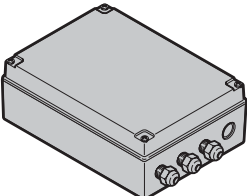


	<b>7.1 Replacement operator</b> RotaMatic, RotaMatic Akku RotaMatic, RotaMatic Akku (series 2) RotaMatic P RotaMatic P (series 2) RotaMatic PL RotaMatic PL (series 2)	2006-02-13 – 2017-02-28 2017-03-01 – 2006-02-13 – 2017-02-28 2017-03-01 – 2006-02-13 – 2017-02-28 2017-03-01 –	435805 4511021 435817 4511022 435827 4511023	Each _____ _____ _____ _____ _____ _____	/each /each /each /each /each /each	
		<b>7.2 Replacement operator with heater</b> RotaMatic RotaMatic (series 2) RotaMatic P RotaMatic P (series 2) RotaMatic PL RotaMatic PL (series 2)	2006-02-13 – 2017-02-28 2017-03-01 – 2006-02-13 – 2017-02-28 2017-03-01 – 2006-02-13 – 2017-02-28 2017-03-01 –	435806 4511024 435818 4511025 435828 4511026	Each _____ _____ _____ _____ _____ _____	/each /each /each /each /each /each

<b>ORDER</b>	Customer no.: _____	Order no.: _____
	Customer name: _____	
	Shipping address: _____	
	Place/date: _____	Stamp and signature _____

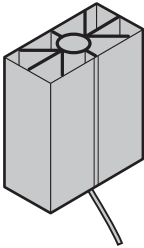

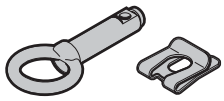
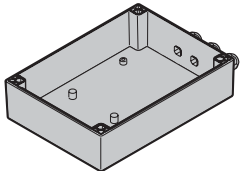
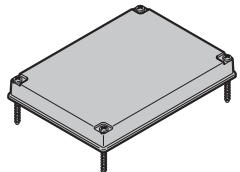
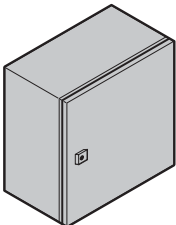
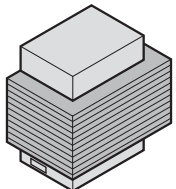


# 7. Hinged Gate Operator RotaMatic / P / PL, Akku

Article	Item Description	Production period	Art. no.	Qty.	€
	<b>7.3 Guide profile</b>			Each	
	RotaMatic	2011-04-01 –	436986	_____	/each
	RotaMatic P	2011-04-01 –	436987	_____	/each
	RotaMatic PL	2011-04-01 –	436988	_____	/each
	<b>7.4 Cover cap and scraper</b>	2010-04-01 –	435582	Quantity _____	/each
	<b>7.5 Top housing part for RotaMatic</b> (without screws)	2006-02-13 –	438781	Each _____	/each
	<b>7.6 Connection circuit board</b>			Each	
	RotaMatic Akku	2006-02-13 – 2010-07-31	439309	_____	/each
	RotaMatic	2006-02-13 – 2010-07-31	439309	_____	/each
	RotaMatic / RotaMatic Akku	2010-08-01 – 2017-02-28	437712	_____	/each
	RotaMatic P / PL	2006-02-13 – 2010-07-01	437670	_____	/each
	RotaMatic P / PL	2010-08-01 – 2017-02-28	437713	_____	/each
	RotaMatic (series 2)	2017-03-01 –	439974	_____	/each
	RotaMatic P (series 2)	2017-03-01 –	439968	_____	/each
	<b>7.7 Control with integrated radio receiver</b>			Each	
	<b>868 MHz</b>				
	RotaMatic	2006-02-13 – 2010-07-31	439264	_____	/each
	RotaMatic / P / PL	2006-02-13 – 2010-07-31	4511150	_____	/each
	RotaMatic / P / PL	2010-08-01 –	4511170	_____	/each
	<b>868 MHz BS</b>				
	RotaMatic / P / PL (series 2)	2017-03-01 –	4512760	_____	/each
	<b>7.8 Control without radio receiver</b>			Each	
	RotaMatic / P / PL	2012-07-01 –	4511171	_____	/each

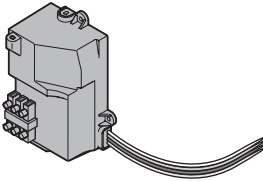
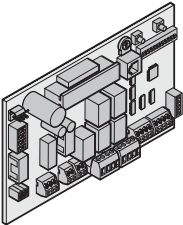
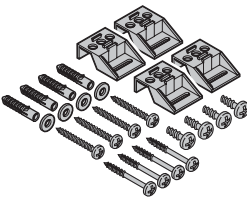
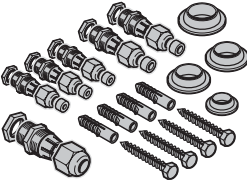
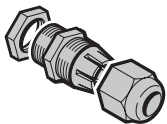
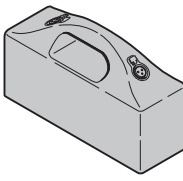
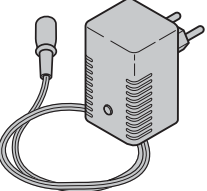
<b>ORDER</b>	Customer no.: _____	Order no.: _____
	Customer name: _____	
	Shipping address: _____	
	Place/date: _____	Stamp and signature _____

# 7. Hinged Gate Operator RotaMatic / P / PL, Akku

Article	Item Description	Production period	Art. no.	Qty.	€
	<b>7.9 Housing heater for fitting in a hinged gate control</b>	2006-02-13 –	637458	Each	/each
	<b>7.10 Safety kit RotaMatic HSK 3</b>	2006-02-13 –	436352	Each	/each
	<b>7.11 Emergency release</b> Eye bolts including SL securing clip	2006-02-13 –	439297	Each	/each
	<b>7.12 Control housing</b> Bottom part	2006-02-13 –	438779	Each	/each
	<b>7.13 Control housing</b> Top part	2006-02-13 –	438780	Each	/each
	<b>7.14 RotaMatic Akku control cabinet</b>	2006-04-01 –	437674	Each	/each
	<b>7.15 Transformer</b> RotaMatic RotaMatic P / PL 230 / 24 V, 110 VA	2006-02-13 – 2010-07-31 2006-02-13 – 2017-02-28	439298 ↻ 439431	Each	/each

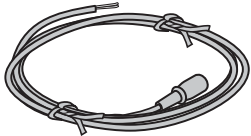
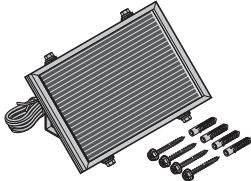
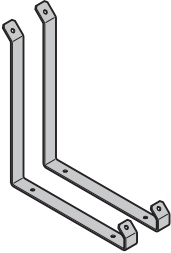

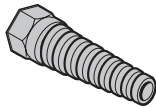

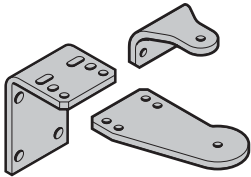
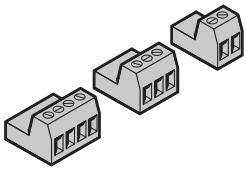
<b>ORDER</b>	Customer no.: _____ Order no.: _____
	Customer name: _____
	Shipping address: _____
	Place/date: _____ Stamp and signature _____

# 7. Hinged Gate Operator RotaMatic / P / PL, Akku

Article	Item Description	Production period	Art. no.	Qty.	€
	<b>7.16 Switching power supply entrance gate operators</b>	01.07.2016 –	439972	Each	/each
	<b>7.17 Circuit board</b>			Each	
	<b>868 MHz</b> RotaMatic	2006-02-13 – 2010-07-31	437998 ↻		/each
	RotaMatic / P / PL	2006-02-13 – 2010-07-31	437671 ↻		/each
	RotaMatic / P / PL	2010-08-01 –	437710		/each
	RotaMatic Akku (with charge controller)	2007-06-15 – 2017-02-28	437672		/each
RotaMatic / P / PL w / o radio	2012-07-01 – 2017-02-28	437711		/each	
<b>868 MHz BS</b> RotaMatic / P / PL	2017-03-01 –	439973		/each	
	<b>7.18 Accessory bag for control housing</b>	2006-02-13 –	436271	Each	/each
	<b>Accessory bag for control housing (series 2)</b>	2017-03-01 –	4512761		/each
	<b>7.19 Accessory bag for RotaMatic Akku control cabinet</b>	2006-05-01 –	439342	Each	/each
	<b>7.20 Cable fixing M25</b>	2009-11-15 –	436447	Each	/each
	<b>7.21 Replacement battery without holder</b> for RotaMatic Akku	2006-06-01 –	439346	Each	/each
	<b>7.22 Charger for RotaMatic Akku</b>			Each	
	LG 24 LG 24.1	2004-07-01 – 2010-10-05 2010-10-06 –	438699 ↻ 439552		/each

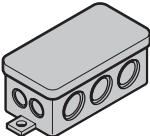

<b>ORDER</b>	Customer no.: _____	Order no.: _____
	Customer name: _____	
	Shipping address: _____	
	Place/date: _____	
	Stamp and signature _____	

# 7. Hinged Gate Operator RotaMatic / P / PL, Akku

Article	Item Description	Production period	Art. no.	Qty.	€
	<b>7.23 0.9 m connection lead for RotaMatic Akku</b>	2006-05-01 –	439445	Each _____	/each
	<b>7.24 Solar module SM24 - 1</b> With accessories incl. fitting material and 10 m connecting lead	2009-06-01 –	436441	Each _____	/each
	<b>7.25 Solar panel holder (set)</b>  RotaMatic Akku Solar module SM24 - 1	2006-10-01 – 2009-05-31 2009-06-01 –	438470 ↻ 436442	Each _____	/each
	<b>7.26 Solar module screw bag</b>  RotaMatic Akku Solar module SM24 - 1	2005-06-01 – 2009-05-31 2009-06-01 –	438572 ↻ 436443	Each _____	/each
	<b>7.27 Anti-kink protection M16</b>	2006-02-13 –	438456	Each _____	/each
	<b>7.28 Operator screw bag</b>	2006-11-01 –	436328	Quantity _____	/each
	<b>7.29 Fitting kit</b>  RotaMatic RotaMatic, stainless steel	2006-10-01 – 2007-07-01 –	436329 437631	Each _____ _____	/each /each
	<b>7.30 Terminal screws</b>  2 - pole 3 - pole 4 - pole, motor	2006-02-13 – 2006-02-13 – 2006-02-13 –	436394 438903 436395	Each _____ _____ _____	/each /each /each

<b>ORDER</b>	Customer no.: _____	Order no.: _____
	Customer name: _____	
	Shipping address: _____	
	Place/date: _____	Stamp and signature _____

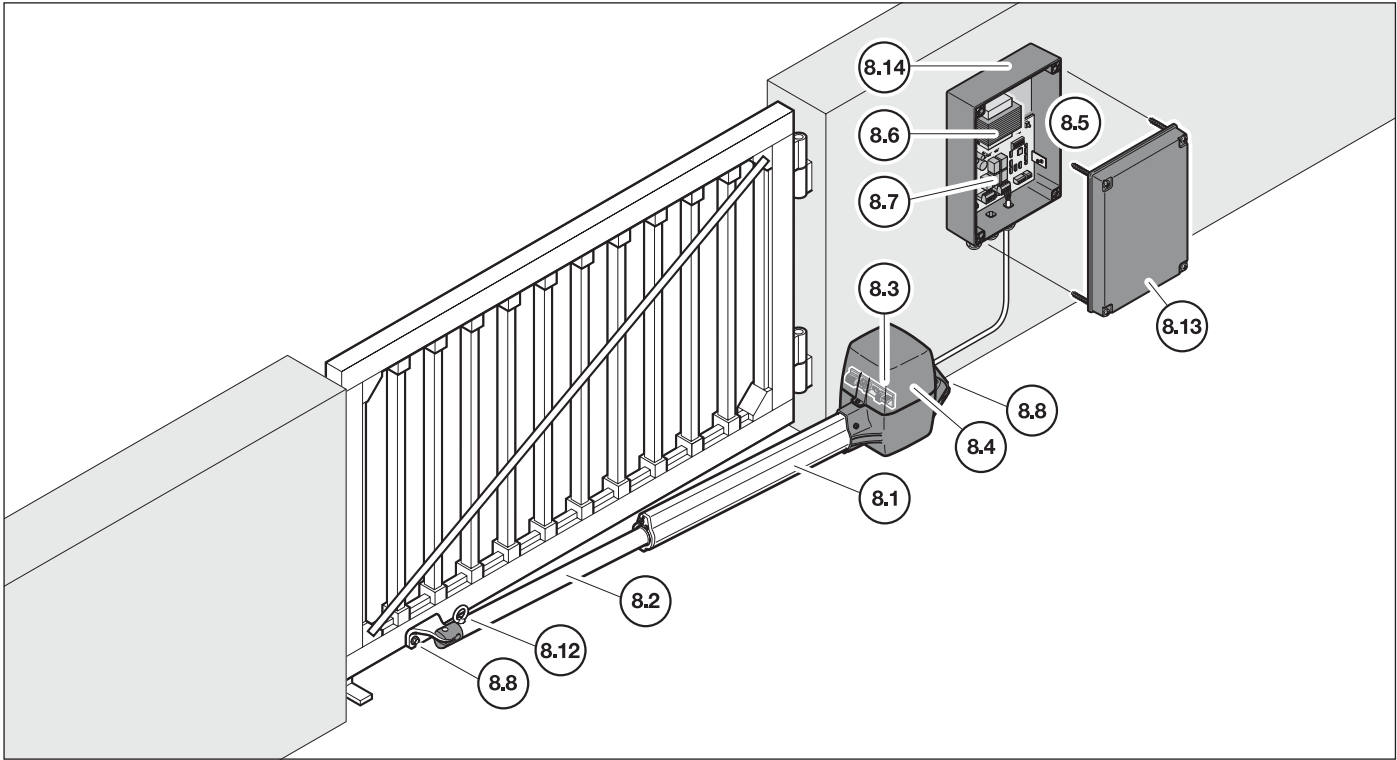
# 7. Hinged Gate Operator RotaMatic / P / PL, Akku

Article	Item Description	Production period	Art. no.	Qty.	€
	<b>7.31 Distributor housing</b> From second operator to control	2007-09-01 –	437541	Each _____	/each
	<b>7.32 Warning sign</b>	2007-04-01 –	436597	Each _____	/each

<b>ORDER</b>	Customer no.: _____ Order no.: _____	
	Customer name: _____	
	Shipping address: _____	
	Place/date: _____	Stamp and signature _____

# 8. Hinged Gate Operator Portronic D 5000 / D 2500

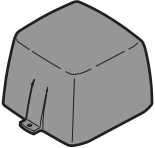
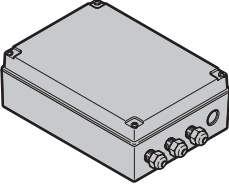
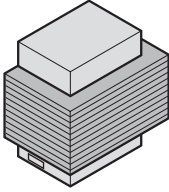
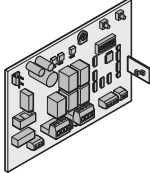
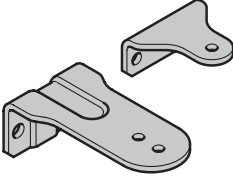
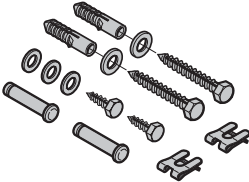
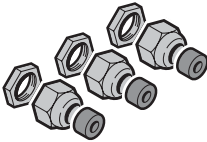
Article	Item Description	Production period	Art. no.	Qty.	€
---------	------------------	-------------------	----------	------	---



	<b>8.1 Replacement operator</b>	2010-02-01 –	435903	Each _____	/each
	<b>8.2 Torque tube</b>	2010-02-01 –	436600	Each _____	/each
	<b>8.3 Motor connection circuit board</b>	2010-02-01 –	436549	Each _____	/each

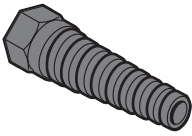
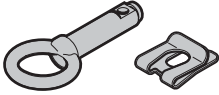
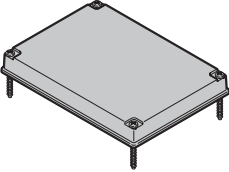
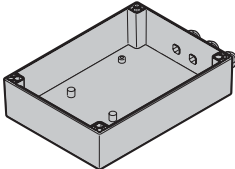


<b>ORDER</b>	Customer no.: _____	Order no.: _____
	Customer name: _____	
	Shipping address: _____	
	Place/date: _____	Stamp and signature _____

# 8. Hinged Gate Operator Portronic D 5000 / D 2500

Article	Item	Description	Production period	Art. no.	Qty.	€
	8.4	<b>Top operator housing part</b>	2010-02-01 –	436602	Each _____	/each
	8.5	<b>Control with integrated radio receiver 433 MHz RC</b>	2010-02-01 –	4511159	Each _____	/each
	8.6	<b>Transformer</b> 100 VA 110 VA	2006-02-13 – 2009-01-01 –	439298 ↻ 439431	Each _____	/each
	8.7	<b>Circuit board 433 MHz rolling code</b>	2010-02-01 –	436548	Each _____	/each
	8.8	<b>Fitting kit</b>	2010-02-01 –	436598	Each _____	/each
	8.9	<b>Screw bag</b>	2010-02-01 –	436599	Each _____	/each
	8.10	<b>Screw fitting accessory bag</b>	2010-02-01 –	436601	Each _____	/each

<b>ORDER</b>	Customer no.: _____		Order no.: _____	
	Customer name: _____			
	Shipping address: _____			
	Place/date: _____		Stamp and signature _____	

## 8. Hinged Gate Operator Portronic D 5000 / D 2500

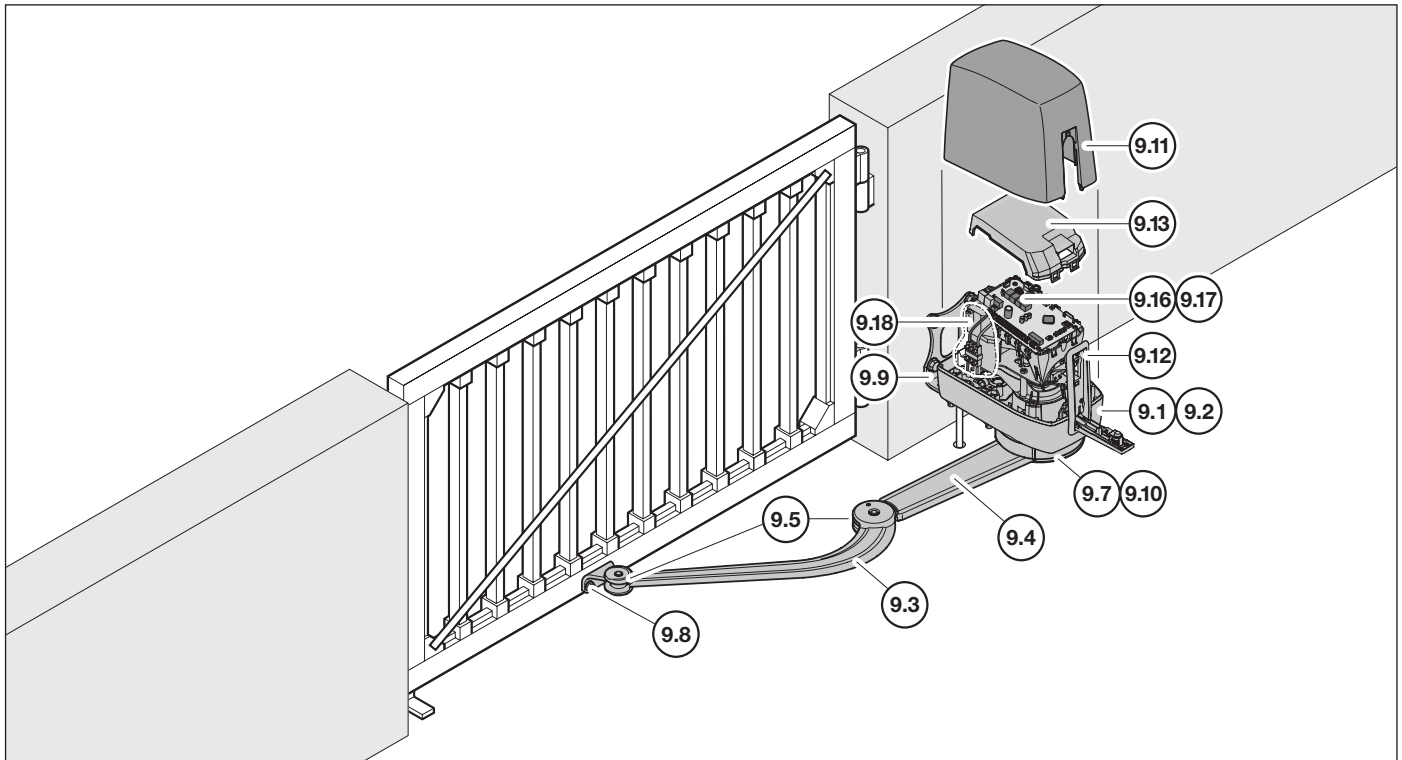
Article	Item	Description	Production period	Art. no.	Qty.	€
	8.11	Anti-kink protection M16, black	2010-02-01 –	4545116	Each _____	/each
	8.12	Emergency release eye bolt incl. SL securing clip	2010-02-01 –	439297	Each _____	/each
	8.13	Control housing Top part	2010-02-01 –	436603	Each _____	/each
	8.14	Control housing Bottom part	2010-02-01 –	439580	Each _____	/each
	8.15	Screw fitting with seal M25	2010-02-01 –	436447	Each _____	/each
	8.16	Warning label	2010-02-01 –	436597	Each _____	/each

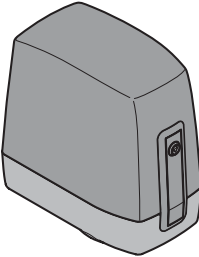
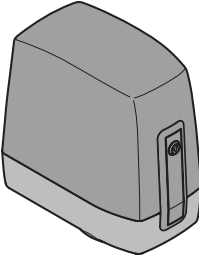

<b>ORDER</b>	Customer no.: _____		Order no.: _____	
	Customer name: _____			
	Shipping address: _____			
	Place/date: _____		Stamp and signature _____	



# 9. Hinged Gate Operator VersaMatic

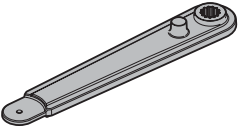
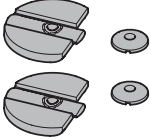
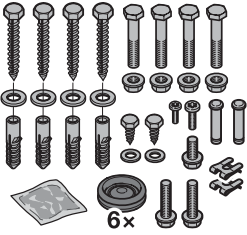
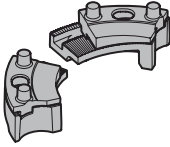
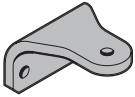

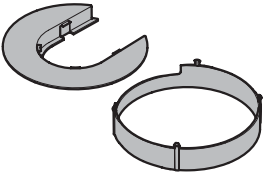
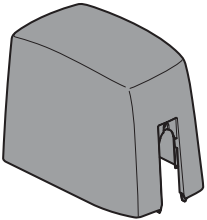
Article	Item Description	Production period	Art. no.	Qty.	€
---------	------------------	-------------------	----------	------	---



	<p><b>9.1 Replacement operator incl. circuit board</b></p> <p>VersaMatic VersaMatic-P</p>	<p>2016-07-01 – 2016-07-01 –</p>	<p>439987 439989</p>	<p>Each _____ _____</p>	<p>/each /each</p>
	<p><b>9.2 Replacement operator incl. motor circuit board</b></p> <p>VersaMatic VersaMatic-P</p>	<p>2016-07-01 – 2016-07-01 –</p>	<p>439986 439988</p>	<p>Each _____ _____</p>	<p>/each /each</p>
	<p><b>9.3 Door arm incl accessory bag</b></p>	<p>2016-07-01 –</p>	<p>439991</p>	<p>Each _____</p>	<p>/each</p>

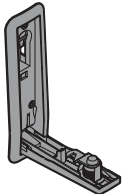
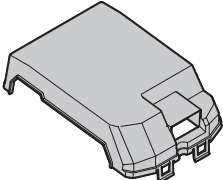
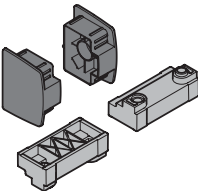

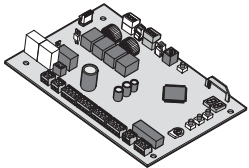
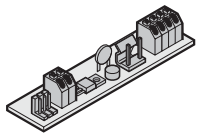
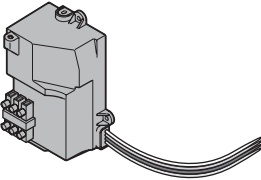
<b>ORDER</b>	Customer no.: _____	Order no.: _____
	Customer name: _____	
	Shipping address: _____	
	Place/date: _____	Stamp and signature _____

# 9. Hinged Gate Operator VersaMatic

Article	Item	Description	Production period	Art. no.	Qty.	€
	9.4	Motor arm incl accessory bag	2016-07-01 –	439994	Each _____	/each
	9.5	Accessory arm, articulated arm	2016-07-01 –	439980	Each _____	/each
	9.6	Screw bag	2016-07-01 –	439983	Each _____	/each.
	9.7	End stops	2016-07-01 –	439982	Each _____	/each
	9.8	Door angle	2016-07-01 –	439984	Each _____	/each
	9.9	Support bracket	2016-07-01 –	439985	Each _____	/each
	9.10	End stop cover	2016-07-01 –	439981	Each _____	/each
	9.11	Operator cover	2016-07-01 –	435748	Each _____	/each

<b>ORDER</b>	Customer no.: _____ Order no.: _____	
	Customer name: _____	
	Shipping address: _____	
	Place/date: _____	Stamp and signature _____

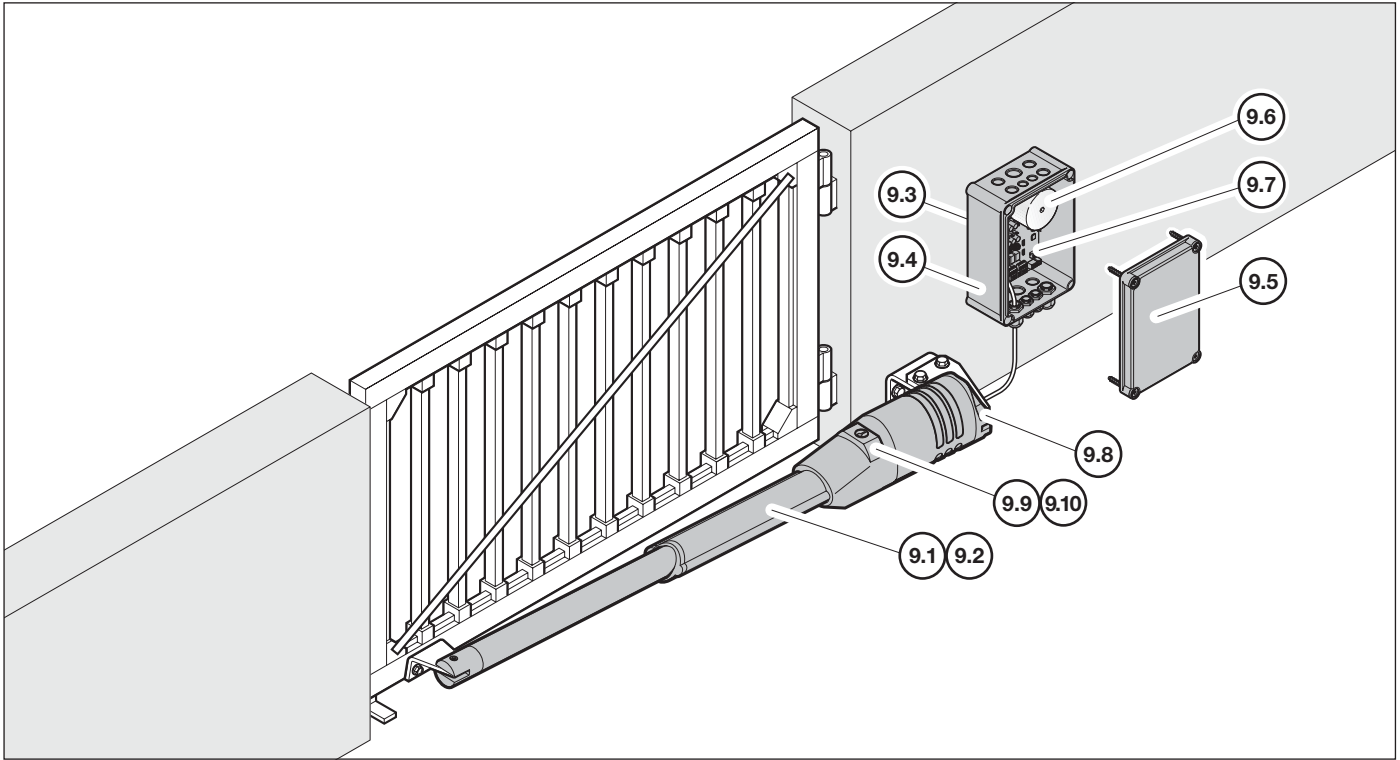
# 9. Hinged Gate Operator VersaMatic

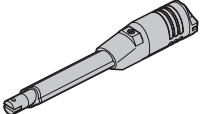
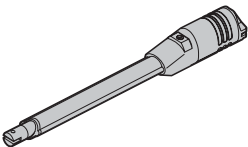
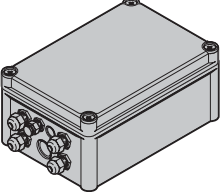
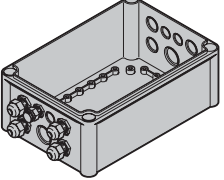
Article	Item Description	Production period	Art. no.	Qty.	€
	<b>9.12 Emergency release</b>	01.07.2016–	439979	Each _____	/each
	<b>9.13 Rain cover</b>	01.07.2016–	439969	Each _____	/each
	<b>9.14 Accessory bag slide arm set</b>	01.07.2016–	437013	Each _____	/each
	<b>9.15 Screw bag slide arm</b>	01.07.2016–	437016	Each _____	/each
	<b>9.16 Circuit board RotaMatic / VersaMatic</b>	01.07.2016–	439973	Each _____	/each
	<b>9.17 Motor connection circuit board</b>			Each	
	VersaMatic VersaMatic-P	01.07.2016– 01.07.2016–	439974 439968	_____ _____	/each /each
	<b>9.18 Switching power supply entrance gate operators</b>	01.07.2016–	439972	Each _____	/each

<b>ORDER</b>	Customer no.: _____		Order no.: _____	
	Customer name: _____			
	Shipping address: _____			
	Place/date: _____		Stamp and signature _____	

# 10. Hinged Gate Operator DTA

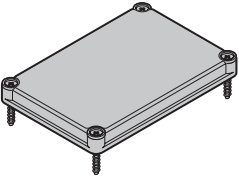

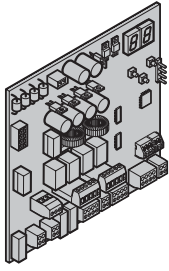
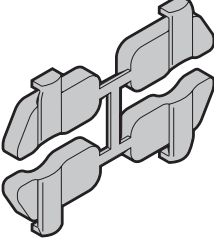

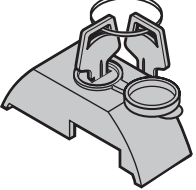
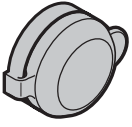
Article	Item Description	Production period	Art. no.	Qty.	€
---------	------------------	-------------------	----------	------	---



	<b>10.1 Replacement operator DTA - N</b> Leaf width 1000 to 2500 mm	2001-10-01 -	435550	Each	/each
	<b>10.2 Replacement operator DTA - L</b> Leaf width 1500 to 4000 mm no longer available	2001-10-01 -	435552	Each	
	<b>10.3 Control</b>	2001-10-01 -	438754 ↻	Each	
	<b>10.4 Control housing</b> Bottom part	2001-10-01 -	438791	Each	/each

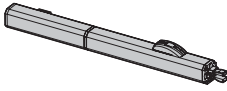
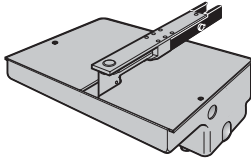
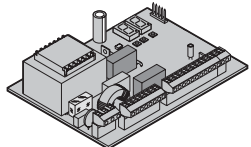
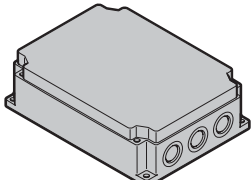
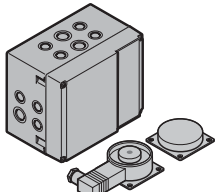
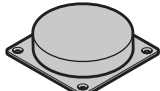
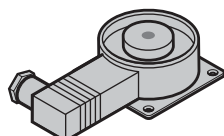
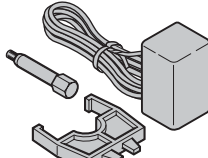
<b>ORDER</b>	Customer no.: _____	Order no.: _____
	Customer name: _____	
	Shipping address: _____	
	Place/date: _____	Stamp and signature _____

# 10. Hinged Gate Operator DTA

Article	Item Description	Production period	Art. no.	Qty.	€
	<b>10.5 Control housing</b> Top part	2001-10-01 –	438792	Each _____	/each
	<b>10.6 Toroidal transformer</b> 230/24 V – 240 VA	2001-10-01 –	438764	Each _____	/each
	<b>10.7 Control circuit board</b>	2001-10-01 –	438762	Each _____	/each
	<b>10.8 Slide buffer</b>	2001-10-01 –	438648	Each _____	/each
	<b>10.9 Key</b>	2001-08-01 –	438657	Each _____	/each
	<b>10.10 Lock cap</b> Incl. cylinder and 2 keys	2001-10-01 –	438708	Each _____	/each
	<b>10.11 Dust cap</b> For release lock	2006-02-13 –	439308	Each _____	/each

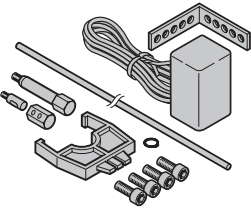
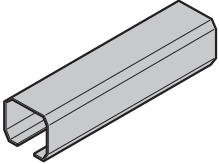
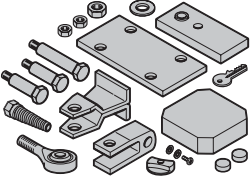
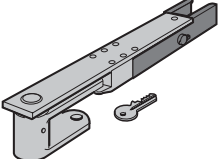


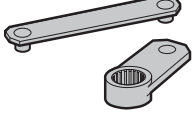

<b>ORDER</b>	Customer no.: _____		Order no.: _____	
	Customer name: _____			
	Shipping address: _____			
	Place/date: _____		Stamp and signature _____	

# 11. Hinged Gate Operator DTH 700 / DTU 250

Article	Item	Description	Production period	Art. no.	Qty.	€
	11.1	<b>Replacement operator DTH 700</b>	2007-06-01 –	635253	Each _____	/each
	11.2	<b>Replacement operator DTU 250</b>	2007-07-01 –	435886	Each _____	/each
	11.3	<b>Control circuit board B 455 D</b>	2007-07-01 –	439360	Each _____	/each
	11.4	<b>Control housing for circuit board B 455 D</b>	2007-07-01 –	638441	Each _____	/each
	11.5	<b>Magnetic control</b> Single-leaf gate system Double-leaf gate system (not shown)	2009-03-01 – 2009-03-01 –	439670 439671	Each _____ _____	/each /each
	11.6	<b>Anchor plate for magnetic control</b>	2009-04-15 –	439392	Quantity _____	/each
	11.7	<b>Electromagnet for magnetic control</b>	2009-04-15 –	439391	Quantity _____	/each
	11.8	<b>Gate coder DTH 700</b> Circuit board incl. housing and holder	2008-03-01 –	439379	Each _____	/each

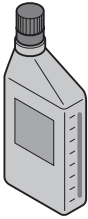

<b>ORDER</b>	Customer no.: _____	Order no.: _____
	Customer name: _____	
	Shipping address: _____	
	Place/date: _____	Stamp and signature _____

# 11. Hinged Gate Operator DTH 700 / DTU 250

Article	Item Description	Production period	Art. no.	Qty.	€
	<b>11.9 Complete gate coder DTU 250 incl. rod</b> Circuit board incl. housing and holder	2007-12-01 –	436345	Each	/each
	<b>11.10 Piston cover DTH 700</b>	2007-10-01 –	638447	Each	/each
	<b>11.11 Fitting set DTH 700</b>	2007-07-01 –	638445	Each	/each
	<b>11.12 Emergency release with key DTU 250</b>	2008-03-01 –	439380	Each	/each
	<b>11.13 Cover for emergency release lock DTH 700</b>	2008-03-01 –	439378	Each	/each
	<b>11.14 Release key for universal lock DTH 700</b>	2007-07-01 –	638444	Each	/each
	<b>11.15 Lever arm DTU 250</b>	2008-03-01 –	439381	Each	/each
	<b>11.16 Oil drain screw DTH 700</b>	2007-08-01 –	638446	Each	/each

<b>ORDER</b>	Customer no.: _____	Order no.: _____
	Customer name: _____	
	Shipping address: _____	
	Place/date: _____	Stamp and signature _____

# 11. Hinged Gate Operator DTH 700 / DTU 250

Article	Item Description	Production period	Art. no.	Qty.	€
	<b>11.17 Hydraulic oil DTH 700</b> (1 litre)	2007-11-01 -	439415	Each _____	/each
	<b>11.18 Warning sign</b>	2007-04-01 -	436597	Each _____	/each

<b>ORDER</b>	Customer no.: _____	Order no.: _____
	Customer name: _____	
	Shipping address: _____	
	Place/date: _____	Stamp and signature _____







# General Terms and Conditions of Sale and Delivery (Issue 01.03.2016)

## § 1 General

1. Our General Terms and Conditions of Sale and Delivery apply to all deliveries and services in accordance with the contract concluded between us and the Customer.
2. Our General Terms and Conditions of Sale and Delivery are exclusively applicable; Customers' conditions which conflict with or deviate from our conditions are not recognised unless we have agreed to them expressly in writing.
3. Our General Terms and Conditions of Sale and Delivery apply only to transactions with business entities as per § 14 of the German Civil Code [BGB].

## § 2 Entry into Contract

1. Our offers are without engagement and non-binding, unless otherwise agreed. Decisive for nature and scope is our order confirmation. We reserve the right to make technical changes as well as changes in form, colour and/or weight insofar as is reasonable.
2. The offer shall be regarded as accepted only when an order confirmation is issued or the goods are dispatched. The issue of a confirmation of receipt or the receipt of a telephone order do not constitute a binding acceptance. In the case of goods that have to be made to order, following our written confirmation the contract shall be regarded as having been entered into even if details of its execution which may affect price and delivery remain to be clarified. The right to make design and form changes during the delivery period is reserved, provided that the subject of delivery and its function and appearance are not fundamentally altered thereby. There will be no resulting change in price.
3. In respect of figures, drawings, calculations and similar documents, we reserve ownership and copyright. This likewise applies to such documents designated as "confidential". These documents may not be made available to third parties without our express prior approval.

## § 3 Prices and Terms of Payment

1. Unless otherwise specified in the order confirmation, our prices apply "ex works", excluding transport and assembly, which shall be invoiced separately. Costs for packaging, with the exception of small and spare parts, are included. The value added tax as required by law is not included in our prices; this tax will be shown separately on the invoice at the legal rate applicable on the date of invoicing.
2. Our invoices shall be due to be paid net (without deduction) within 30 days. The deduction of discounts requires a special agreement in writing.
3. Should the price of materials increase taxes or levies be increased after the contract has been concluded, we shall be entitled to adjust our prices accordingly if there are at least 4 months between entry into contract and intended delivery.
4. Should the Customer commission not only delivery but also assembly or similar services, these shall be invoiced by the hour unless a fixed rate has been agreed expressly. Our valid Terms and Conditions of Installation shall apply to all assembly services.
5. We are entitled, even in the case of conflicting Customer conditions, to set off payments against the Customer's previous debts. If costs and interest have already incurred, we are entitled to set off the payment against the costs, then to the interest and finally to the main service.
6. We are also entitled to make our remaining claims immediately payable and render the execution of all further services subject to an advance payment or provision of security, if we become aware of circumstances that call the solvency and the credit standing of the Customer into question, in particular in the event of default in payment. The right to claim further damages will remain unaffected.
7. During the delay, the Customer cannot invoke the right to possession. Any claim for return on our side during a delay on the Customer's side shall only be considered as withdrawal from the contract if we have specified this expressly in writing.
8. The Customer shall only have the right to offsetting if the Customer's counterclaims have been determined without further legal recourse, beyond dispute or if the counterclaims have been recognised by us. The Customer can only exert a right of retention if and when the counterclaim rests on the same contractual relationship.

## § 4 Place of Fulfilment, Transfer of Risk

1. Unless otherwise specified in the order confirmation, a delivery "ex works" (INCOTERMS 2010) has been agreed. The risk of accidental loss or deterioration of the goods purchased passes to the Customer upon hand-over of the goods to the shipping agent, the freight forwarder or the person or establishment otherwise appointed to execute the shipment. This shall likewise apply in case of partial delivery or if we have taken over other services (e.g. shipping or assembly).
2. Should the Customer be in default of acceptance, the risk of accidental loss or deterioration of the goods purchased shall pass to the Customer. Any storage costs incurred shall comply with § 5 No. 3.
3. If carriage paid delivery of the goods has been agreed, the means of transport must be unloaded immediately by the Customer. Waiting times will always be at the Customer's expense. Direct delivery to site shall always be regarded as on truck on an even, drivable road. Unloading including transportation to the place of use or storage is the responsibility of the Customer who in the event of delay must bear the cost and risk of unloading, stacking, storage or return transport. The recipient acting on behalf of the Customer at the place of unloading shall be regarded as authorised to accept the load with binding effect.

## § 5 Period of Delivery

1. The period of delivery specified by us shall only begin after clarification of all technical questions.
2. Information on delivery dates shall be considered the expected periods of delivery and are always subject to correct and timely delivery by suppliers and/or other manufacturers to us. The Customer may only set a time limit for the supply/performance if the expected delivery date has been exceeded by more than three weeks. This time limit must be reasonable and must amount to a minimum of three weeks. Claims for damages due to non-compliance with an expected delivery date are excluded. Delays in supply and performance as a result of force majeure or as a result of events which materially impede or prevent us from making delivery – including in particular subsequent material sourcing difficulties for which we are not responsible, interruption of operations, strikes, lockouts, official directives, etc., even if these affect our suppliers or sub-suppliers – will be notified to the Customer immediately. Events of this type entitle us to withdraw from the contract either in whole or in part if the order is not yet completed. In the event of withdrawal, any compensating measures already performed by the Customer shall be reimbursed immediately.
3. Should the Customer be in delay of acceptance, we are entitled to store the goods at the Customer's risk and expense. For the corresponding storage costs, we can optionally demand reimbursement of the actually incurred costs or of a fixed rate of 5% of the invoice sum for each commenced month. This also applies to storage by us. The Customer has the right to prove less damage in the event of a claim to flat-rate damage reimbursement.
4. Should, after the time limit set by us has expired, the Customer refuse to accept the goods or declare to no longer want to accept the goods without entitlement to do so, we can also demand damage compensation due to non-fulfilment.
5. Partial deliveries are permissible to a reasonable extent.

## § 6 Reservation of Title

1. We reserve ownership of the goods until complete payment of all claims from the ongoing business relationship with the Customer. Should the value of the reserved goods exceed the claims to be secured from the ongoing business relationship with the Customer by more than 20%, we are obligated to release the reserved goods on Customer request. The selection of the securities to be released is at our discretion.
2. While retention of title is in effect, the Customer is obligated to treat the goods purchased with care and sufficiently insure them against fire, water and theft at their value when new and at the Customer's expense. Any claims asserted for damages by the Customer against the insurer or other third parties due to deterioration of the reserved goods are right now signed over to us at the amount of the invoice sum. Should maintenance and inspection work be required, the Customer shall perform said work regularly at the Customer's own expense. The Customer must inform us immediately and in writing of all access of third parties to the goods, in particular of all foreclosure and any damage to or destruction of the goods. The Customer must inform us of a change in possession of the goods as well as a change in the Customer's address immediately. The Customer must reimburse us of all damage and costs caused by a violation of this obligation and resulting necessary intervention measures to prevent access of third parties to the goods. In the event of access by third parties, the Customer must also provide us with the necessary help to exercise our rights.
3. The Customer is not permitted to pledge reserved goods nor assign them as security.
4. Processing or transformation of goods supplied subject to the reservation of title is always undertaken by the Customer on our behalf. Should the reserved goods be combined or processed with other items, the reservation of title shall continue for the processed or combined goods. If the reserved goods are processed or combined inextricably with items which are not our property, we shall acquire ownership of the new object in the ratio of the invoice value of the reserved goods to the invoice value of the other goods used at the time of processing or combination. The resulting co-ownership rights shall be deemed to be reserved goods in accordance with these terms and conditions. If our goods are joined or combined inextricably with other movable items into a single object and the other object is to be considered the main object, the Customer shall concede proportionate joint ownership to us should the main object belong to the Customer. In the aforementioned cases, the Customer here and now assigns all ownership rights to the processed, joined, or combined goods to us. Instead of a transfer, the Customer shall hold the processed, joined, or combined object in safe custody on our behalf. For the object resulting from processing, use, or combination, the same applies in all other respects as for reserved goods.
5. The Customer is entitled to resell goods supplied subject to reservation of title by way of due and proper business transactions. The Customer here and now assigns all claims with all rights arising from the resale of the reserved goods to us in full. We accept this assignment. Should the Customer sell the reserved goods – after processing/combination – together with goods not belonging to the Customer, the Customer here and now assigns to us the claims resulting from resale at the value at new of the reserved goods along with all ancillary rights. We accept this assignment right now. The Customer is entitled to collect this claim even after assignment. However, we reserve the right to collect the claim ourselves as soon as the Customer fails to properly meet payment obligations and enters into default, or reasonable doubt about the Customer's solvency and credit standing exists. On our request, the amount of the assigned claim, the person of the debtor and all other information required for collection must be provided, the corresponding documents be handed over and the debtor be notified of the assignment.
6. The right to further processing and resale ends with withdrawal from the contract.
7. During the Customer's standard business hours, we are at all times entitled to enter the offices and operating premises to check the reserved goods and to take possession of the reserved goods insofar as the Customer is unable to invoke rights to possession.

## § 7 Defect Claims

1. The Customer shall be entitled to claims for defect only if the Customer's duties to inspect and report pursuant to § 377 of the German Commercial Code [HGB] have been duly complied with. In the event that complaints are not reported in due time and/or in due form, the goods shall be regarded as accepted.
2. For the delivery of objects, we are free to decide to affect supplementary performance either by repair or replacement. If supplementary performance fails, the Customer can at his choice demand a reduction, withdrawal or compensation. In the event of only minor defects the Customer has no right to withdrawal.
3. As a matter of principle, the nature of the goods purchased shall be defined solely by the manufacturer's product description/order confirmation. Public statements, recommendations or advertisements by the manufacturer do not constitute contractual statements as to the nature of the goods.
4. The period of limitation for defect claims is based on § 438, Para. 1, No. 2 of the German Civil Code [BGB] as long as no deviating time limits have been expressly agreed.
5. The Customer is not entitled to assign claims for material defects.

## § 8 Liability

1. We accept liability within legal provisions, provided the Customer asserts claims for damages that are based on intent or gross negligence. In the event of minor negligence, our liability is limited to predictable, typically occurring damage. We are not liable in the event of minor negligence of non-essential contractual obligations whose violation does not threaten the performance of the contract. This also applies to breach of duty by our legal representatives or vicarious agents.
2. Liability for negligent injury to life or limb or the impairment of a person's health remains unaffected from the above limitations of liability; this also applies to Customer claims according to the German Product Liability Act [Produkthaftungsgesetz].

## § 9 Concluding Provisions

1. The law of the Federal Republic of Germany shall apply. The UN Convention on the International Sale of Goods shall not be applicable.
2. To take legal effect, subsidiary agreements and amendments must be confirmed in writing. This likewise applies to any modification of the clause stipulating the written form.
3. Unless otherwise specified in the order confirmation, our headquarters are the place of fulfilment. The exclusive place of jurisdiction for all disputes arising from this contract shall be Bielefeld, Germany.
4. Insofar as individual terms of the contract including these General Terms and Conditions should be or become ineffective either in whole or in part, this shall not affect the validity of the remaining provisions.

# Hörmann: Quality without Compromise



Hörmann KG Amshausen, Germany



Hörmann KG Antriebstechnik, Germany



Hörmann KG Brandis, Germany



Hörmann KG Brockhagen, Germany



Hörmann KG Dissen, Germany



Hörmann KG Eckelhausen, Germany



Hörmann KG Freisen, Germany



Hörmann KG Ichttershausen, Germany



Hörmann KG Werne, Germany



Hörmann Alkmaar B.V., Netherlands



Hörmann Legnica Sp. z o.o., Poland



Hörmann Beijing, China



Hörmann Tianjin, China



Hörmann LLC, Montgomery IL, USA



Hörmann Flexon LLC, Burgettstown PA, USA



Shakti Hörmann Ltd., India

Hörmann is the only manufacturer worldwide that offers you a complete range of all major building products from one source. We manufacture in highly-specialised factories using the latest production technologies. The close-meshed network of sales and service companies throughout Europe, and activities in the USA and Asia, make Hörmann your strong partner for first-class building products, offering "Quality without Compromise".

**GARAGE DOORS**  
**OPERATORS**  
**INDUSTRIAL DOORS**  
**LOADING EQUIPMENT**  
**HINGED DOORS**  
**DOOR FRAMES**

**HÖRMANN**