



Steel Multi-Function Doors

Fire-rated and smoke-tight doors

Acoustic-rated doors

Security doors

Multi-purpose doors



Hörmann Subsidiaries and Affiliates



**Hörmann KG
Verkaufsgesellschaft**
Upheider Weg 94-98
D-33803 Steinhagen
Telefon +49 5204 915-0
Telefax +49 5204 915-277
Internet www.hoermann.com

Hörmann international sales organizations

International sales partners

Hörmann international sales organizations

Hörmann Austria
A-5310 Mondsee
info@hoermann.at

Hörmann Baltic
LT-14247 Vilnius r.
info@hoermann.lt

Hörmann Belarus
BY-220125 Minsk
t.korenevskaya.min@
hoermann.by

Hörmann Belgium
B-3700 Tongeren
info@hoermann.be

Hörmann Brasil
BR-06707-070-Cotia / SP
info.sao@hoermann.com.br

Hörmann Bulgaria
BG-1532 Sofia
info.sof@hoermann.bg

Hörmann Česká republika
CZ-252 68 Středokluky
info@hoermann.cz

Hörmann China
CN-100176 Beijing
info@hoermann.cn

Hörmann Danmark
DK-8920 Randers
info@hoermann.dk

Hörmann Eesti
EST-76505 Saue
info.ee@hoermann.com

Hörmann España
E-08228 Terrassa
info.cat@hoermann.es

Hörmann Flexon
USA-Burgettstown,
PA 15021
info@hoermann-flexon.com

Hörmann France
F-95500 Gonesse
info@hoermann.fr

Hörmann Hellas
GR-19400 Koropi
info@hoermann.gr

Hörmann Hong Kong
HK-25 Westlands Road,
Quarry Bay
info@hoermann.com.hk

Hörmann Hrvatska
HR-10000 Zagreb
info@hoermann.hr

Hörmann Hungária
H-2310 Szigetszentmiklós
info@hoermann.hu

Hörmann India
IND-Andhra Pradesh-500 015
info@shaktihoermann.com

Hörmann Italia
I-38015 Lavis (Trento)
info@hoermann.it

Hörmann Japan
JP-103-0 002 Tokyo
t.takasu.tok@hoermann.jp

Hörmann Kazakhstan
KZ-050004 Almaty
info@hoermann.kz

Hörmann Korea
KR-Kyunggi-do 463-400
info@hoermann.co.kr

Hörmann LLC
USA-60538 Montgomery,
Illinois
info@hoermann.us

Hörmann Malaysia
MAL-40150 Shah Alam,
Selangor
sales@hoermann.com.my

Hörmann Maroc
MA-28810 Mohammedia
info@hoermann.ma

Hörmann Mexico
MEX-66350
Santa Catarina
info@hoermann.com.mx

**Hörmann Middle East
& Africa**
UAE-Dubai
info.dxb@hoermann.com

Hörmann Nederland
NL-3771 MB Barneveld
info@hoermann.nl

Hörmann Norge
N-4640 Søgne
info@hoermann.no

Hörmann Polska
PL-62-052 Komorniki
info@hoermann.pl

Hörmann Portugal
P-2710-297 Sintra
info@hoermann.pt

Hörmann Romania
RO-077040, Chiajna,
Județul Ilfov
info@hoermann.ro

Hörmann Russia
RUS-196626
Sankt Petersburg
info@hoermann.com.ru

Hörmann Schweiz
CH-4702 Oensingen
info@hoermann.ch

Hörmann Serbia
SRB-11271 Beograd-Surčin
info@hoermann.rs

**Hörmann Slovenská
republika**
SK-821 04 Bratislava
info.bts@hoermann.com

Hörmann Svenska
S-70369 Örebro
info@hoermann.se

Hörmann Türkiye
TR-Istanbul 34788
Tasdelen-Ümraniye
info.ist@hoermann.com.tr

Hörmann UK
GB-Leicestershire
LE67 4JW
info@hoermann.co.uk

Hörmann Ukraine
UA-08300 Boryspil,
Kyivska Obl.
info@hoermann.com.ua

Hörmann Vietnam
VN-Bac Ninh Province
info.han@hoermann.vn

You can find more details on our foreign subsidiaries and respective regional sales offices at www.hoermann.com

International sales partners

Ägypten
Albanien
Algerien
Argentinien
Armenien
Aserbaidschan

Australien
Bangladesch
Bosnien-Herzegowina
Chile
Finnland
Georgien

Indonesien
Irland
Island
Israel
Kolumbien
Kosovo

Luxemburg
Malta
Mazedonien
Moldawien
Mongolei
Montenegro

Neuseeland
Peru
Philippinen
Slowenien
Taiwan
Thailand

Tunesien
Turkmenistan
Uruguay
Usbekistan
Venezuela

Prices in €. Copyright. No part of this price list may be reproduced without our permission. All details subject to change.

■ 1.	Mortice Locks	7
	Prepared for profile cylinder, backset 65, backset 80	7
	With anti-panic function, split spindle, backset 65	8
	With anti-panic function, split spindle, backset 80	9
	With anti-panic function, continuous spindle (with lever / knob)	10
	With continuous lock cover (DS) RC 3-4	11
	With anti-panic function B and continuous lock cover (DS)	12
	With anti-panic function D and continuous lock cover (DS)	13
	With anti-panic function E and continuous lock cover (DS)	14
	With / without anti-panic function and with continuous lock cover (DS)	15
	Prepared for profile cylinder	16
	BKS 2120, BKS 2121 self-locking	17
	SVP 2xxx, 4xxx, 5xxx, 6xxx self-locking	18
	BKS 2126, BKS 2129 self-locking	19
■ 2.	Fixed Leaf Locking	20
	Panic espagnolette lock	20
	Rebate locking bolt / latch in rebate	21
■ 3.	Lever Handle Sets	24
	D 110	24
	D 210 / D 310 / D 330	26
	D 410 / D 510	27
	Gearbox for snap latches	28
	ES 1 / ES 2 / ES 3	29
	D 110 / D 310 / D 330 / D 410 / D 510 with ball-bearing	30
■ 4.	Lever / Knob Handle Sets	31
	D 110	31
	D 110 with knob K 160	32
	D 210 / D 310 / D 330	33
	D 410 / D 510	34
	ES 1 / ES 2 / ES 3	35
	D 110, D 310, D 410, D 510 with offset knob with ball-bearing	36
■ 5.	Anti-Panic Handle Sets	37
	D 110	37
	D 330 / D 410 / D 510	38
	ES 1 / ES 2 / ES 3	39
	D 110 / D 310 / D 330 / D 410 / D 510 with ball-bearing	40
■ 6.	Half Handle Sets	41
	D 110	41
	D 110 / D 210	42
	D 310 / D 330	43
	D 410 / D 510	44
	D 110 / D 310 / D 330 / D 410 / D 510 with ball-bearing	45
■ 7.	Bars / Touch Bars	46

	Page
With lever handle D 110	46
With knob	47
Without counter-fitting	48
Accessories, individual parts	49
Counter-fitting, prepared for PC	50
EPN 2000 SI, long escutcheon ES 2 / ES 3	51
EPN 2000 with rose escutcheon, PC	52
8. Seals	53
Frame seals	53
Centre rail	54
Frame seals OD	55
Centre rail	56
9. Profile Cylinders	57
Not drill-proof	57
Drill-proof on both sides	58
10. Door Closers	59
With linkage	59
With slide rail, fitting on the opening side	61
With slide rail, fitting on the closing side	62
Stainless steel with slide rail, fitting on opening side	63
Stainless steel with slide rail, fitting on closing side	64
RAL colours with slide rail, fitting on opening side	65
RAL with slide rail, fitting on closing side	66
With slide rail and integrated door leaf selector, fitting on the opening side	67
With slide rail and integrated door leaf selector, fitting on the closing side	68
Stainless steel with slide rail and integrated door leaf selector	69
RAL colours with slide rail and integrated door leaf selector	70
Components	71
Fitting material	73
11. Hinge Parts	75
Galvanized hinges with fitting material for frame assembly for single-leaf doors	75
Galvanized 3-way hinges with fitting material for frame assembly for single-leaf doors	76
Stainless steel 3-way hinges with fitting material for frame assembly for single-leaf doors	77
Galvanized hinges with fitting material for frame assembly for double-leaf doors	78
Individual parts	79
12. Fitting Material	80
Plugs / screws, fitting to concrete walls, brickwork	80
Plugs / screws, fitting to prefabricated walls, gas concrete	81
Corner frame / counter frame fitting	82
Corner frame fitting	83
Profile frame fitting, block frame fitting	84
Corner frame fitting with diagonal fixing	85
DryFix frame fitting	86
Double-shell profile frame fitting	87

Contents







	Page
Spacers	88
Frame assembly	89
■ 13. Frame Infill	91
With mineral wool, profile frame B73 for partition walls	91
With mineral wool, block frame type 1	92
With mineral wool, corner frame and counter frame	93
With mineral wool, profile frame	94
With mineral wool, double-shell profile frame (frame depth 76 mm)	95
With gypsum board, profile frame B73 for partition walls	96
With gypsum board, block frame type 1	97
With gypsum board, corner frame with counter frame	98
■ 14. Glazing Frames	99
Rectangular glazing, steel	99
Rectangular glazing, stainless steel	100
Round glazing, steel	101
Round glazing, stainless steel	102
Rectangular glazing, aluminium	103
■ 15. Glazings	104
Clear fire-proof glass, 17 mm	104
Clear fire-proof glass, 21 mm, class P4A	105
Clear fire-proof glass, 37 mm	106
Clear fire-proof glass, 37 mm, class P6B	107
Laminated safety glass 6 mm / 18 mm	108
Wired glass 7 mm / 20 mm	109
Single-pane safety glass 6 mm, wired plate glass 7 mm, wired compound security glass 6 mm	110
Single-pane safety glass 6 mm, wired plate glass 7 mm, wired compound security glass 6 mm	111
Laminated safety glass 18 mm class P6B, 28 mm class P7B	112
Ventilation grilles	113
■ 16. Door Bottom Profiles	114
Threshold profile / bottom profile	114
Retractable bottom seal	115
Brush seal	117
■ 17. Hold-Open Device	118
Smoke sensors / smoke detectors	118
Magnet / transformer / button	119
■ 18. Electric Extras	120
Electric door strikes	120
Electric door strike, basic model	121
Electric parts	122
■ 19. Frame lock plate	123
Closing noise absorber	123

Contents

Page

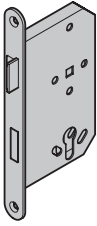
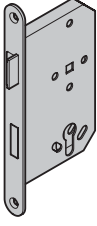
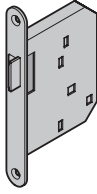
■ 20. Small Parts	124
Centre rail	124
Meeting style	125
Rain canopy	126
Bottom sheet	127
Door stops	128
Stainless steel care product	130
■ Spare Parts Order Form	132
■ General Terms and Conditions of Sale and Delivery (Issue 01.03.2016)	133

Symbols Used

Symbol	Description
	Price on request
	Please note the extended delivery times
	Made-to-order goods with delivery time
•	Prices marked with a dot indicate articles that are available from stock and available immediately ex works
	Article has been replaced
	Applicable for listed door types
	Not applicable for listed door types

1. Mortice Locks


Prepared for profile cylinder, backset 65, backset 80

Article	Description	Art. no.	Quantity	€
	Lock with lever / knob, PC, backset 65 mm Single-leaf doors / traffic leaf of double-leaf doors Left Right Left, stainless steel lock cover Right, stainless steel lock cover ✗ H6-2, H16-2, H16G-1 > BRH 2875 mm, H16G-2 H_90D-1(G) > BRH 2875 mm, H_90F-2	450685 • 450693 • 449970 • 449989 •	Unit(s) _____ _____ _____ _____	/each /each /each /each
	Lock with lever / knob, PC, backset 80 mm Traffic leaf on double-leaf door Left, stainless steel lock cover Right, stainless steel lock cover ✓ H16-2, H16-2, H_60D-2, H_90D-2	453918 • 453920 •	Each _____ _____	/each /each
	Lock, PC, backset 65 mm Single-leaf doors / traffic leaf of double-leaf doors Left, stainless steel lock cover Right, stainless steel lock cover ✓ H16G-1 > BRH 2875 mm, H16G-2 H_90D-1(G) > BRH 2875 mm, H_90F-2	547418 • 547419 •	Unit(s) _____ _____	/each /each
	Additional catch lock, backset 65 mm Single-leaf doors / traffic leaf of double-leaf doors Left, stainless steel lock cover Right, stainless steel lock cover ✓ H16G-1 > BRH 2875 mm, H16G-2 H_90D-1(G) > BRH 2875 mm, H_90F-2	547420 • 547421 •	Unit(s) _____ _____	/each /each

ORDER	Customer no.: _____	Order no.: _____
	Customer name: _____	
	Shipping address: _____	
	Place / date: _____	Stamp and signature _____

1. Mortice Locks

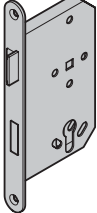
With anti-panic function, split spindle, backset 65

Article	Description	Art. no.	Quantity	€
	Lock with split spindle, prepared for PC, backset 65 mm Single-leaf doors / traffic leaf of double-leaf doors without anti-panic function		Unit(s)	
	Anti-panic function D, outwards Left	454867 •	_____	/each
	Right	454868 •	_____	/each
	Left, stainless steel lock cover	454876 •	_____	/each
	Right, stainless steel lock cover	454878 •	_____	/each
	Anti-panic function D, inwards Left, stainless steel lock cover	454352 •	_____	/each
	Right, stainless steel lock cover	454353 •	_____	/each
	Anti-panic function B, outwards Left	449738 •	_____	/each
	Right	449739 •	_____	/each
	Anti-panic function B, inwards Left	449758 •	_____	/each
	Right	449759 •	_____	/each
	✗ H6-2, H16-2, H16G-1 > BRH 2875 mm, H16G-2 H_90D-1(G) > BRH 2875 mm, H_90F-2			
	Lock with split spindle, prepared for PC, backset 65 mm Traffic leaf of double-leaf doors with anti-panic function		Unit(s)	
	Anti-panic function B, outwards Left, stainless steel lock cover	454941 •	_____	/each
Right, stainless steel lock cover	454937 •	_____	/each	
Anti-panic function D, outwards Left, stainless steel lock cover	454461 •	_____	/each	
Right, stainless steel lock cover	454462 •	_____	/each	
✗ H6-2, H16-2, H16G-1 > BRH 2875 mm, H16G-2 H_90D-1(G) > BRH 2875 mm, H_90F-2				

ORDER	Customer no.: _____	Order no.: _____
	Customer name: _____	
	Shipping address: _____	
	Place / date: _____	Stamp and signature _____

1. Mortice Locks

With anti-panic function, split spindle, backset 80

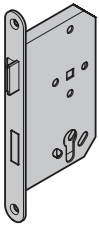
Article	Description	Art. no.	Quantity	€
	Lock with split spindle, prepared for PC, backset 80 mm Traffic leaf of double-leaf doors without anti-panic function		Unit(s)	
	Anti-panic function D, outwards Left, stainless steel lock cover Right, stainless steel lock cover	453936 • 453937 •	_____ _____	/each /each
	Anti-panic function B, outwards Left, stainless steel lock cover Right, stainless steel lock cover	546209 ⌘ 546210 ⌘	_____ _____	/each /each
	<input checked="" type="checkbox"/> H6-2, H16-2, H_60D-2, H_90D-2			
	Lock with split spindle, prepared for PC, backset 80 mm Anti-panic function B, outwards Traffic leaf of double-leaf doors with anti-panic function			
	Left, stainless steel lock cover Right, stainless steel lock cover	453949 • 453950 •	_____ _____	/each /each
	<input checked="" type="checkbox"/> H6-2, H16-2, H_60D-2, H_90D-2			

ORDER	Customer no.: _____	Order no.: _____
	Customer name: _____	
	Shipping address: _____	
	Place / date: _____	Stamp and signature _____

1. Mortice Locks

With anti-panic function, continuous spindle (with lever / knob)

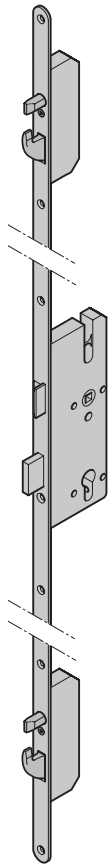
Article	Description	Art. no.	Quantity	€
	Lock, PC, backset 65 mm Single-leaf doors / traffic leaf of double-leaf doors without anti-panic function Anti-panic function E Left Right Left, stainless steel lock cover Right, stainless steel lock cover ✗ H6-2, H16-2, H16G-1 > BRH 2875 mm, H16G-2 H_90D-1(G) > BRH 2875 mm, H_90F-2	454870 • 454871 • 454874 • 454875 •	Unit(s) _____ _____ _____ _____	/each /each /each /each
	Lock, PC, backset 80 mm Traffic leaf of double-leaf doors without anti-panic function Anti-panic function E Left, stainless steel lock cover Right, stainless steel lock cover ✓ H6, H16, H_60D, H_90D	453929 • 453930 •	Unit(s) _____ _____	/each /each
	Lock, PC, backset 65 mm Traffic leaf of double-leaf doors with anti-panic function Anti-panic function E Left Right ✓ H3D, H3 OD, H3, H16 OD, RS55, D45, D55, D65 OD H_30 OD, H_30B, H_30C, HBS	454938 • 454939 •	Unit(s) _____ _____	/each /each
	Lock, PC, backset 80 mm Traffic leaf of double-leaf doors with anti-panic function Anti-panic function E Left, stainless steel lock cover Right, stainless steel lock cover ✓ H6, H16, D65, H_60D, H_90D	453942 • 453944 •	Unit(s) _____ _____	/each /each



ORDER	Customer no.: _____	Order no.: _____
	Customer name: _____	
	Shipping address: _____	
	Place / date: _____	Stamp and signature _____

1. Mortice Locks

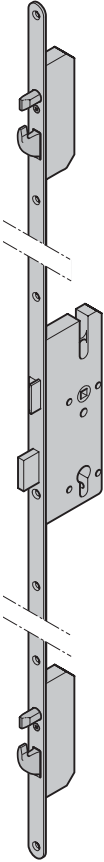












With continuous lock cover (DS) RC 3-4

Article	Description	Art. no.	Quantity	€
	Multiple-point locking with lever / knob, PC, backset 65 mm Single-leaf doors / traffic leaf of double-leaf doors		Unit(s)	
	With 2 secondary latches Left-hand hinged – up to BRH 2000 mm Left-hand hinged – up to BRH 2250 mm Left-hand hinged – up to BRH 2500 mm Right-hand hinged – up to BRH 2000 mm Right-hand hinged – up to BRH 2250 mm Right-hand hinged – up to BRH 2500 mm <input checked="" type="checkbox"/> E65 RC3, H3 RC3, H16-1 RC3	457514 • _____ /each 457517 • _____ /each 457519 • _____ /each 457516 • _____ /each 457518 • _____ /each 457520 • _____ /each		
	With 3 secondary latches Left-hand hinged – up to BRH 2000 mm Left-hand hinged – up to BRH 2250 mm Left-hand hinged – up to BRH 2500 mm Right-hand hinged – up to BRH 2000 mm Right-hand hinged – up to BRH 2250 mm Right-hand hinged – up to BRH 2500 mm <input checked="" type="checkbox"/> E65-1 RC4, H3-1 RC4, H3-2 VM RC3, H16-1 RC4	457521 • _____ /each 457524 • _____ /each 457526 • _____ /each 457522 • _____ /each 457525 • _____ /each 457527 • _____ /each		

ORDER	Customer no.: _____	Order no.: _____
	Customer name: _____	
	Shipping address: _____	
	Place / date: _____	Stamp and signature _____

1. Mortice Locks

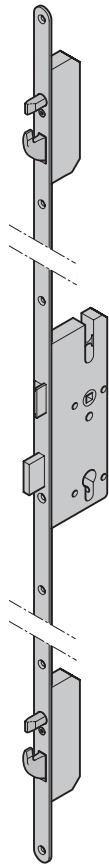
With anti-panic function B and continuous lock cover (DS)

Article	Description	Art. no.	Quantity	€	
	Multiple-point locking with split spindle, PC, backset 65 mm Single-leaf doors / traffic leaf of double-leaf doors		Unit(s)		
	Anti-panic function B, outwards with 2 secondary latches Left-hand hinged – up to BRH 2000 mm	478368		_____	/each
	Left-hand hinged – up to BRH 2250 mm	478370		_____	/each
	Left-hand hinged – up to BRH 2500 mm	478372		_____	/each
	Right-hand hinged – up to BRH 2000 mm	478369		_____	/each
	Right-hand hinged – up to BRH 2250 mm	478371		_____	/each
	Right-hand hinged – up to BRH 2500 mm	478373		_____	/each
	<input checked="" type="checkbox"/> E65 RC3, H3 RC3, H3-2 VM, H16-1 RC3				
	Anti-panic function B, outwards with 3 secondary latches Left-hand hinged – up to BRH 2000 mm	478374		_____	/each
	Left-hand hinged – up to BRH 2250 mm	478376		_____	/each
	Left-hand hinged – up to BRH 2500 mm	478378		_____	/each
	Right-hand hinged – up to BRH 2000 mm	478375		_____	/each
	Right-hand hinged – up to BRH 2250 mm	478377		_____	/each
	Right-hand hinged – up to BRH 2500 mm	478379		_____	/each
	<input checked="" type="checkbox"/> E65-1 RC4, H3-1 RC4, H16-1 RC4				

ORDER	Customer no.: _____	Order no.: _____
	Customer name: _____	
	Shipping address: _____	
	Place / date: _____	Stamp and signature _____

1. Mortice Locks

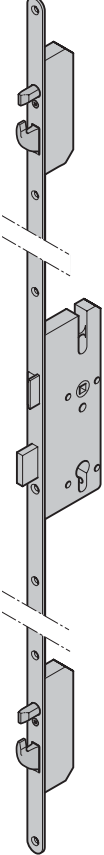
With anti-panic function D and continuous lock cover (DS)

Article	Description	Art. no.	Quantity	€	
	Multiple-point locking with split spindle, PC, backset 65 mm Single-leaf doors / traffic leaf of double-leaf doors		Unit(s)		
	Anti-panic function D, outwards with 2 secondary latches Left-hand hinged – up to BRH 2000 mm	457544	⌘	_____	/each
	Left-hand hinged – up to BRH 2250 mm	457546	⌘	_____	/each
	Left-hand hinged – up to BRH 2500 mm	457548	⌘	_____	/each
	Right-hand hinged – up to BRH 2000 mm	457545	⌘	_____	/each
	Right-hand hinged – up to BRH 2250 mm	457547	⌘	_____	/each
	Right-hand hinged – up to BRH 2500 mm	457549	⌘	_____	/each
	<input checked="" type="checkbox"/> E65 RC3, H3 RC3, H3-2 VM, H16-1 RC3				
	Anti-panic function D, outwards with 3 secondary latches Left-hand hinged – up to BRH 2000 mm	457550	⌘	_____	/each
	Left-hand hinged – up to BRH 2250 mm	457552	⌘	_____	/each
	Left-hand hinged – up to BRH 2500 mm	457554	⌘	_____	/each
	Right-hand hinged – up to BRH 2000 mm	457551	⌘	_____	/each
	Right-hand hinged – up to BRH 2250 mm	457553	⌘	_____	/each
	Right-hand hinged – up to BRH 2500 mm	457555	⌘	_____	/each
	<input checked="" type="checkbox"/> E65-1 RC4, H3-1 RC4, H16-1 RC4				

ORDER	Customer no.: _____	Order no.: _____
	Customer name: _____	
	Shipping address: _____	
	Place / date: _____	Stamp and signature _____

1. Mortice Locks

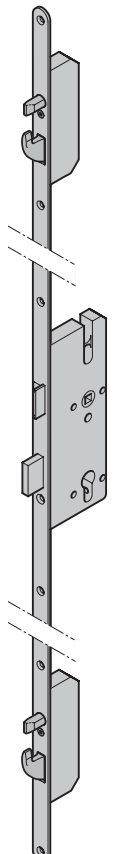
With anti-panic function E and continuous lock cover (DS)

Article	Description	Art. no.	Quantity	€	
	Multiple-point locking with lever / knob, PC, backset 65 mm Single-leaf doors / traffic leaf of double-leaf doors		Unit(s)		
	Anti-panic function E, outwards with 2 secondary latches Left-hand hinged – up to BRH 2000 mm	457529		_____	/each
	Left-hand hinged – up to BRH 2250 mm	457532		_____	/each
	Left-hand hinged – up to BRH 2500 mm	457534		_____	/each
	Right-hand hinged – up to BRH 2000 mm	457530		_____	/each
	Right-hand hinged – up to BRH 2250 mm	457533		_____	/each
	Right-hand hinged – up to BRH 2500 mm	457535		_____	/each
	<input checked="" type="checkbox"/> E65 RC3, H3 RC3, H3-2 VM, H16-1 RC3				
	Anti-panic function E, outwards with 3 secondary latches Left-hand hinged – up to BRH 2000 mm	457536		_____	/each
	Left-hand hinged – up to BRH 2250 mm	457538		_____	/each
	Left-hand hinged – up to BRH 2500 mm	457541		_____	/each
	Right-hand hinged – up to BRH 2000 mm	457537		_____	/each
	Right-hand hinged – up to BRH 2250 mm	457539		_____	/each
	Right-hand hinged – up to BRH 2500 mm	457542		_____	308.00 /each
	<input checked="" type="checkbox"/> E65-1 RC4, H3-1 RC4, H16-1 RC4				

ORDER	Customer no.: _____	Order no.: _____
	Customer name: _____	
	Shipping address: _____	
	Place / date: _____	Stamp and signature _____

1. Mortice Locks

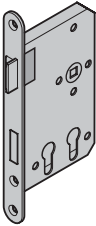
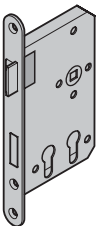
With / without anti-panic function and with continuous lock cover (DS)

Article	Description	Art. no.	Quantity	€
	Multiple-point locking with lever / knob, PC, backset 65 mm Single-leaf doors / traffic leaf of double-leaf doors With 2 secondary latches Left-hand hinged Right-hand hinged ✓ D55 thin rebate, D65 OD	478317 • 478318 •	Unit(s) _____ _____	/each /each
	Multiple-point locking with anti-panic function E, PC, backset 65 mm Single-leaf doors / traffic leaf of double-leaf doors With 2 secondary latches Left-hand hinged Right-hand hinged ✓ D55 thin rebate, D65 OD	478321 • 478838 •	_____ _____	/each /each
	Multiple-point locking with anti-panic function B, PC, backset 65 mm Single-leaf doors / traffic leaf of double-leaf doors With 2 secondary latches Left-hand hinged Right-hand hinged ✓ D55 thin rebate, D65 OD	478844 • 478845 •	_____ _____	/each /each
	Multiple-point locking with anti-panic function D, PC, backset 65 mm Single-leaf doors / traffic leaf of double-leaf doors With 2 secondary latches Left-hand hinged Right-hand hinged ✓ D55 thin rebate, D65 OD	478323 • 478839 •	_____ _____	/each /each

ORDER	Customer no.: _____	Order no.: _____
	Customer name: _____	
	Shipping address: _____	
	Place / date: _____	Stamp and signature _____

1. Mortice Locks

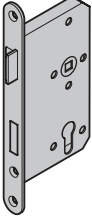




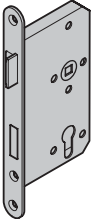


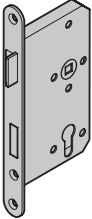




Prepared for profile cylinder

Article	Description	Art. no.	Quantity	€
	Double cylinder lock, PC / PC, backset 60 mm / 100 mm Single-leaf doors / traffic leaf of double-leaf doors without anti-panic function		Unit(s)	
	Left Right X H6-2, H16-2, H16G-1, H16G-2 H_60D-2, H_90D-2, H_90D-1(G), H_90F-2	449705 • _____ 449706 • _____		/each /each
	Double cylinder lock, anti-panic function E, PC / PC, backset 60 mm / 100 mm Single-leaf doors / traffic leaf of double-leaf doors without anti-panic function		Unit(s)	
	Left Right X H6-2, H16-2, H16G-1, H16G-2 H_90D-1 G, H_90F-2, H_60D-2, H90D-2	449701 • _____ 449702 • _____		/each /each

ORDER	Customer no.: _____	Order no.: _____
	Customer name: _____	
	Shipping address: _____	
	Place / date: _____	Stamp and signature _____

1. Mortice Locks

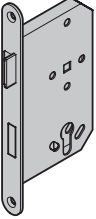
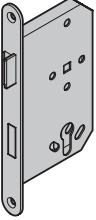
BKS 2120, BKS 2121 self-locking

Article	Description	Art. no.	Quantity	€
	Anti-panic lock with split spindle, PC, backset 65 mm Single-leaf doors / traffic leaf of double-leaf doors without anti-panic function		Unit(s)	
	Anti-panic function B, outwards, BKS 2120, stainless steel lock cover Left	545624 	_____	/each
	Right	545625 	_____	/each
	Anti-panic function B, inwards, BKS 2120, stainless steel lock cover Left	546174 	_____	/each
	Right	546175 	_____	/each
	X H6-2, H16-2, H16-2 OD, H16G-1, > BRH 2875 mm, H16G-2 H_90D-1(G) > BRH 2875 mm, H_90F-2			
	Anti-panic lock with split spindle, PC, backset 65 mm Traffic leaf of double-leaf doors with anti-panic function		Unit(s)	
	Anti-panic function B, outwards, BKS 2121, stainless steel lock cover Left	454646 	_____	/each
	Right	454647 	_____	/each
	X H6-2, H16-2, H16-2 OD, H16G-1, > BRH 2875 mm, H16G-2 H_90D-1(G) > BRH 2875 mm, H_90F-2			
	Anti-panic lock with split spindle, PC, backset 80 mm Traffic leaf of double-leaf doors without anti-panic function		Unit(s)	
	Anti-panic function B, outwards, BKS 2120, stainless steel lock cover Left	548317 	_____	/each
	Right	548318 	_____	/each
	Anti-panic function B, inwards, BKS 2120, stainless steel lock cover Left	548319	_____	
	Right	548320	_____	
	✓ H6, H16, H_60D, H_90D			

ORDER	Customer no.: _____	Order no.: _____
	Customer name: _____	
	Shipping address: _____	
	Place / date: _____	Stamp and signature _____

1. Mortice Locks



SVP 2xxx, 4xxx, 5xxx, 6xxx self-locking

Article	Description	Art. no.	Quantity	€
	Anti-panic lock with lever / knob, PC, backset 65 mm Single-leaf doors / traffic leaf of double-leaf doors without anti-panic function		Unit(s)	
	Dorma SVP 2xxx, stainless steel lock cover Left / right 2277 / 2278	537640 •	_____	/each
	Dorma SVP 4xxx, stainless steel lock cover Left / right 4277 / 4278 Left / right 4277 / 4278, Next Generation	503451 • 503451 •	_____ _____	/each /each
	Dorma SVP 5xxx, stainless steel lock cover Left / right 5277 / 5278 Left / right 5277 / 5278, Next Generation	503452 • 503452 •	_____ _____	/each /each
	<input checked="" type="checkbox"/> H3D, H3, H3 OD, H6-1, H16-1, H16 OD RS55, E45, E55, HS75, D45, D55, D65, D65 OD			
	Anti-panic lock with split spindle, PC, backset 65 mm Single-leaf doors / traffic leaf of double-leaf doors without anti-panic function		Unit(s)	
	Dorma SVP 6xxx static current 12-24 V, stainless steel lock cover SVP 6275 / 6278 right outwards, left inwards SVP 6276 / 6277 left outwards, right inwards	503453 ⚡ 503454 ⚡	_____ _____	/each /each
	<input checked="" type="checkbox"/> H3D, H3, H6-1, H16-1, RS55, E45, E55, HS75, D45, D55, D65 H3OD, H16 OD, D65 OD			

ORDER	Customer no.: _____	Order no.: _____
	Customer name: _____	
	Shipping address: _____	
	Place / date: _____	Stamp and signature _____

1. Mortice Locks

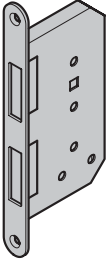
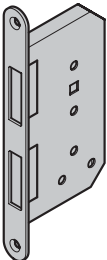
BKS 2126, BKS 2129 self-locking

Article	Description	Art. no.	Quantity	€
	Anti-panic lock with lever / knob, PC, backset 65 mm Single-leaf doors / traffic leaf of double-leaf doors without anti-panic function Anti-panic function B, BKS 2126, stainless steel lock cover Left Right ✓ H3D, H3, H6-1, H16-1, RS55, E45, E55, HS75, D45, D55, D65 H3 OD, H16 OD, D65 OD	453810 • 453812 •	Unit(s) _____ _____	/each /each
	Anti-panic lock with lever / knob, PC, backset 65 mm Traffic leaf of double-leaf doors with anti-panic function Anti-panic function B, BKS 2129, stainless steel lock cover Left Right ✓ H3D, H3, RS55, D45, D55 H3 OD, H16 OD, D65 OD	454642 ⌚ 454643 ⌚	Unit(s) _____ _____	/each /each
	Anti-panic lock with lever / knob, PC, backset 80 mm Traffic leaf of double-leaf doors without anti-panic function Anti-panic function B, BKS 2126, stainless steel lock cover Left Right ✓ H6, H16	548157 ⌚ 548158 ⌚	Unit(s) _____ _____	/each /each
	Anti-panic lock with lever / knob, PC, backset 80 mm Traffic leaf of double-leaf doors with anti-panic function Anti-panic function B, BKS 2129, stainless steel lock cover Left Right ✓ H6, H16, D65	548364 ⌚ 548365 ⌚	Unit(s) _____ _____	/each /each

ORDER	Customer no.: _____	Order no.: _____
	Customer name: _____	
	Shipping address: _____	
	Place / date: _____	Stamp and signature _____

2. Fixed Leaf Locking




Panic espagnolette lock

Article	Description	Art. no.	Quantity	€
	Panic espagnolette lock, backset 65 mm, stainless steel lock cover Fixed leaf of double-leaf doors with anti-panic function		Unit(s)	
	Left	449736 •	_____	/each
	Right	449737 •	_____	/each
	Left, in conjunction with electric strike	453355 •	_____	/each
	Right, in conjunction with electric strike	453356 •	_____	/each
	✓ H3D, H3, RS55, D45, D55, H_30B, H_30C, HBS			
	Panic espagnolette lock, backset 80 mm Fixed leaf of double-leaf doors with anti-panic function			
	Left	478864 •	_____	/each
	Right	478865 •	_____	/each
	✓ H6, H16, H16 OD, D65, D65 OD, H_60D, H_90D			
	Self-locking panic espagnolette lock Fixed leaf of double-leaf doors with anti-panic function SVP		Unit(s)	
	Backset 65 mm, stainless steel lock cover, BKS 2190			
	Left	454644 ⌚	_____	/each
	Right	454645 ⌚	_____	/each
	✓ H3D, H3, H3 OD, RS55, D45, D55, D65 OD, H_30B, H30C, HBS			
	Backset 80 mm, stainless steel lock cover, BKS 2190			
	Left	548366 ⌚	_____	/each
	Right	548367 ⌚	_____	/each
	✓ H6, H16, H3 OD, D65, D65 OD			

ORDER	Customer no.: _____ Order no.: _____	
	Customer name: _____	
	Shipping address: _____	
	Place / date: _____	Stamp and signature _____

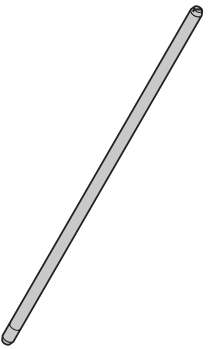
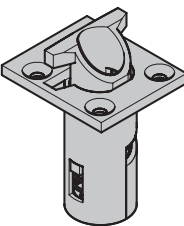
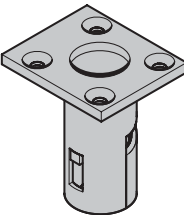
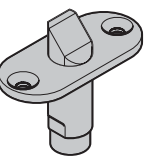

2. Fixed Leaf Locking

Rebate locking bolt / latch in rebate

Article	Description	Art. no.	Quantity	€
	Rebate espagnolette lock, stainless steel lock cover (without linkage) Fixed leaf of double-leaf doors Secured, backset 25 ✓ H3D, H3, H3 OD, RS55, H_30B, H_30C, HBS	454951 •	Unit(s) _____	/each
	Secured, backset 45 ✓ H6, H16, H16 OD, H16G, H_60D, H_90D	500588 •	_____	/each
	Secured, backset 40 ✓ H3-2 VM, H_30 VM	500679 •	_____	/each
	Latch in rebate (without linkage) Fixed leaf of double-leaf doors Secured ✓ D45, D55, E45, E65 RC3	454952 •	Unit(s) _____	/each
	Latch in rebate (without linkage) Fixed leaf of double-leaf doors Secured ✓ D65, D65 OD	547966 •	Unit(s) _____	/each

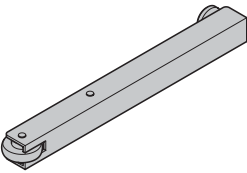
ORDER	Customer no.: _____	Order no.: _____
	Customer name: _____	
	Shipping address: _____	
	Place / date: _____	Stamp and signature _____

2. Fixed Leaf Locking

Article	Description	Art. no.	Quantity	€
	<p>Linkage</p> <p>For double-leaf doors with rebate locking bolt Top – BRH _____ Door type _____ Bottom – BRH _____ Door type _____</p> <p>For double-leaf doors with latch in rebate Top – BRH _____ Door type _____ Bottom – BRH _____ Door type _____</p>		Unit(s) _____ _____	 Ⓢ Ⓢ Ⓢ Ⓢ
	<p>Switch latch lock cover, angular Fixed leaf of double-leaf doors</p> <p>Dual handed</p> <p>✓ H3D, H3, H3 OD, RS55, H3G</p>	454949 •	Unit(s) _____	/each
	<p>Snap latch lock Fixed leaf of double-leaf doors with hinged door operator</p> <p>Dual handed</p> <p>✓ H3D, H3, H3 OD, H6, H16, H16 OD, RS55</p>	454950 •	Unit(s) _____	/each
	<p>Switch latch lock cover, rounded Fixed leaf of double-leaf doors</p> <p>Dual handed</p> <p>✓ H3-2 OD, H6, H16, H16 OD, H16G, D65, D65 OD H_60D</p>	549672 •	Unit(s) _____	/each
	<p>Switch latch lock cover, rounded Fixed leaf of double-leaf doors with hinged door operator</p> <p>Dual handed</p> <p>✓ H6, H16, H16 OD, H16G, D65, D65 OD H_60D</p>	500681 •	Unit(s) _____	/each

ORDER	Customer no.: _____	Order no.: _____
	Customer name: _____	
	Shipping address: _____	
	Place / date: _____	Stamp and signature _____

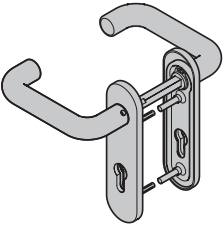
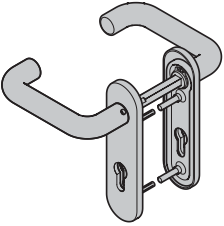

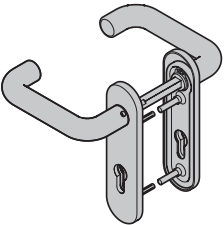

2. Fixed Leaf Locking

Article	Description	Art. no.	Quantity	€	
	Leaf communicator Double-leaf doors with anti-panic function		Unit(s)		
	Silver	453350 •	_____	/each	
	<input checked="" type="checkbox"/> H3D, H3, H3 OD, H3 VM, RS55, D45, D55, H_30B, H_30C, HBS				
	Silver	453841 •	_____	/each	
	<input checked="" type="checkbox"/> H6, H16, D65, H_60D, H_90D				

ORDER	Customer no.: _____		Order no.: _____	
	Customer name: _____			
	Shipping address: _____			
	Place / date: _____		Stamp and signature _____	

3. Lever Handle Sets

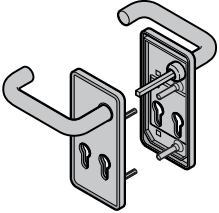
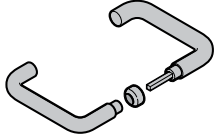
D 110

Article	Description	Art. no.	Quantity	€
	<p>FS lever handle set D 110</p> <p>With short escutcheon, deadlock / PC, plastic PPN</p> <p>Black</p> <p>✓ Standard handle set for sheet steel multi-function doors ✗ HBS</p>	545970	Unit(s) • _____	/each
	<p>FS lever handle set D 110</p> <p>With short escutcheon, PC, plastic PA</p> <p>Black</p> <p>Red</p> <p>White</p> <p>Dark blue</p> <p>Dark grey</p>	<p>498165</p> <p>534781</p> <p>534803</p> <p>545656</p> <p>545657</p>	<p>Unit(s)</p> <p>• _____</p> <p>⌚ _____</p> <p>• _____</p> <p>⌚ _____</p> <p>⌚ _____</p>	/each /each /each /each /each
	<p>With rose escutcheon, PC, plastic PA</p> <p>Black</p> <p>Red</p> <p>White</p> <p>Dark blue</p> <p>Dark grey</p> <p>✓ Sheet steel multi-function doors TS 45–65 mm ✗ HBS</p>	<p>544353</p> <p>544361</p> <p>544388</p> <p>545658</p> <p>545659</p>	<p>• _____</p> <p>⌚ _____</p> <p>• _____</p> <p>⌚ _____</p> <p>⌚ _____</p>	/each /each /each /each /each
	<p>FS lever handle set D 110</p> <p>With short escutcheon, PC</p> <p>Aluminium F1</p> <p>Stainless steel</p>	<p>535397</p> <p>535303</p>	<p>Unit(s)</p> <p>• _____</p> <p>• _____</p>	/each /each
	<p>With rose escutcheon, PC</p> <p>Aluminium F1</p> <p>Stainless steel</p> <p>✓ Sheet steel multi-function doors TS 45–65 mm</p>	<p>535346</p> <p>454584</p>	<p>• _____</p> <p>• _____</p>	/each /each

ORDER	Customer no.: _____	Order no.: _____
	Customer name: _____	
	Shipping address: _____	
	Place / date: _____	Stamp and signature _____

3. Lever Handle Sets

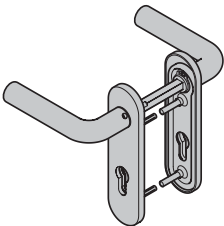





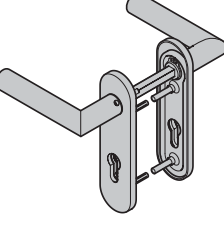
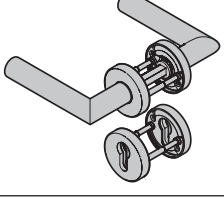





D 110

Article	Description	Art. no.	Quantity	€
	<p>FS lever handle set D 110, PC / PC</p> <p>With short escutcheon</p> <p>Stainless steel</p> <p>✓ H3D, H3, H6, H16, RS55, D45, D55, D65, H_30B, H_30C</p>	454914 •	Unit(s) _____	/each
	<p>Building site lever handle set D 110</p> <p>Black (PPN)</p> <p>✓ Sheet steel multi-function doors TS 45 – 65 mm</p>	449968 •	Unit(s) _____	/each

ORDER	Customer no.: _____		Order no.: _____	
	Customer name: _____			
	Shipping address: _____			
	Place / date: _____		Stamp and signature _____	

3. Lever Handle Sets

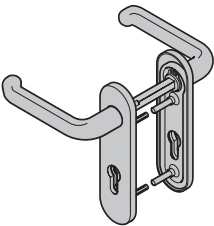




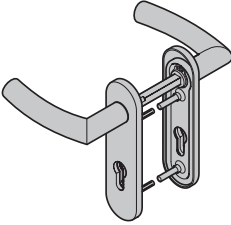




D 210 / D 310 / D 330

Article	Description	Art. no.	Quantity	€	
 	FS lever handle set D 210 With short escutcheon, PC Aluminium F1 Stainless steel	545707  545721 	Unit(s) _____ _____	/each /each	
	With rose escutcheon, PC Aluminium F1 Stainless steel	545714  545727 	_____ _____	/each /each	
	<input checked="" type="checkbox"/> Sheet steel multi-function doors TS 45–65 mm				
	 	FS lever handle set D 310 With short escutcheon, PC Aluminium F1 Stainless steel	545709 • 545722 •	Unit(s) _____ _____	/each /each
		With rose escutcheon, PC Aluminium F1 Stainless steel	545715 • 545728 •	_____ _____	/each /each
		<input checked="" type="checkbox"/> Sheet steel multi-function doors TS 45–65 mm			
 		FS lever handle set D 330 With short escutcheon, PC Aluminium F1 Stainless steel	549071  549095 •	_____ _____	/each /each
		With rose escutcheon, PC Aluminium F1 Stainless steel	549075  549099 	_____ _____	/each /each
		<input checked="" type="checkbox"/> Sheet steel multi-function doors TS 45–65 mm			

ORDER	Customer no.: _____	Order no.: _____
	Customer name: _____	
	Shipping address: _____	
	Place / date: _____	Stamp and signature _____

3. Lever Handle Sets

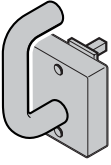
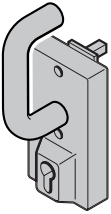
D 410 / D 510

Article	Description	Art. no.	Quantity	€	
	FS lever handle set D 410 With short escutcheon, PC Aluminium F1 Stainless steel	549079  549103 	Unit(s) _____ _____	/each /each	
	With rose escutcheon, PC Aluminium F1 Stainless steel <input checked="" type="checkbox"/> Sheet steel multi-function doors TS 45 – 65 mm	549083  549107 	_____ _____	/each /each	
		FS lever handle set D 510 With short escutcheon, PC Aluminium F1 Stainless steel	549087  549111 	_____ _____	/each /each
		With rose escutcheon, PC Aluminium F1 Stainless steel <input checked="" type="checkbox"/> Sheet steel multi-function doors TS 45 – 65 mm	549091  549115 	_____ _____	/each /each

ORDER	Customer no.: _____	Order no.: _____
	Customer name: _____	
	Shipping address: _____	
	Place / date: _____	Stamp and signature _____

3. Lever Handle Sets

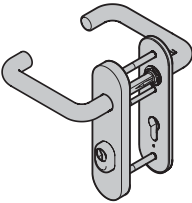
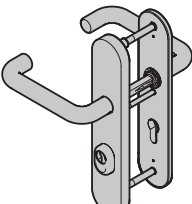
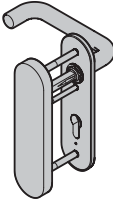
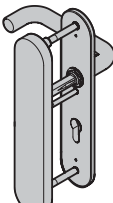
Gearbox for snap latches

Article	Description	Art. no.	Quantity	€	
	Gearbox for snap latches Not lockable Black Aluminium Stainless steel ✓ H3, D55, D65 OD	546217 • 546218 • 546219 •	Unit(s) _____ _____ _____	/each /each /each	
		Gearbox for snap latches Lockable, prepared for profile cylinder Black Aluminium Stainless steel ✓ H3, D55, D65 OD	546220 • 546221 ⚙️ 546222 ⚙️	Unit(s) _____ _____ _____	/each /each /each

ORDER	Customer no.: _____	Order no.: _____
	Customer name: _____	
	Shipping address: _____	
	Place / date: _____	Stamp and signature _____

3. Lever Handle Sets

ES 1 / ES 2 / ES 3

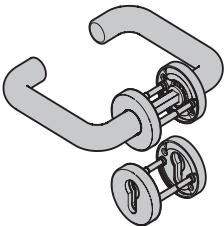
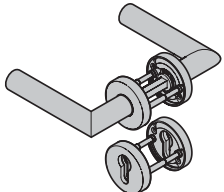
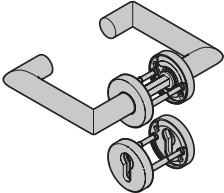

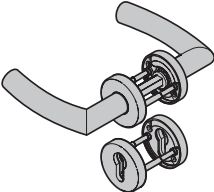
Article	Description	Art. no.	Quantity	€	
	FS lever handle set D 110, PC With short escutcheon ES 1 Aluminium F1 Stainless steel ✓ Si doors RC2	449880 • _____ 449884 • _____	Unit(s) _____ _____	/each /each	
	With long escutcheon ES 2 Aluminium F1 Stainless steel ✓ Si doors RC3	449888 • _____ 449892 • _____	_____ _____	/each /each	
		With long escutcheon ES 3 Aluminium F1 Stainless steel ✓ Si doors RC4	449896 • _____ 449900 • _____	_____ _____	/each /each
		FS lever handle set D 110, PC (counter-fitting as a blind escutcheon) With short escutcheon ES 1 Aluminium F1 Stainless steel ✓ Si doors RC2	449882 • _____ 449886 • _____	_____ _____	/each /each
		With long escutcheon ES 2 Aluminium F1 Stainless steel ✓ Si doors RC3	449890 • _____ 449894 • _____	_____ _____	/each /each
			With long escutcheon ES 3 Aluminium F1 Stainless steel ✓ Si doors RC4	449898 • _____ 449902 • _____	_____ _____

ORDER	Customer no.: _____	Order no.: _____
	Customer name: _____	
	Shipping address: _____	

	Place / date: _____	Stamp and signature _____

3. Lever Handle Sets





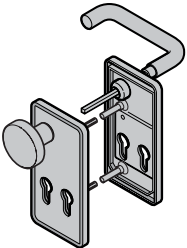
D 110 / D 310 / D 330 / D 410 / D 510 with ball-bearing

Article	Description	Art. no.	Quantity	€
	FS lever handle set D 110 with ball-bearing With rose escutcheon, PC Stainless steel ✓ Sheet steel multi-function doors TS 45–65 mm	479588 •	Unit(s) _____	/each
	FS lever handle set D 310 with ball-bearing With rose escutcheon, PC Stainless steel ✓ Sheet steel multi-function doors TS 45–65 mm	479589 •	Unit(s) _____	/each
	FS lever handle set D 330 with ball-bearing With rose escutcheon, PC Stainless steel ✓ Sheet steel multi-function doors TS 45–65 mm	479590 •	Unit(s) _____	/each
	FS lever handle set D 410 with ball-bearing With rose escutcheon, PC Stainless steel ✓ Sheet steel multi-function doors TS 45–65 mm	545111 ⌚	Unit(s) _____	/each
	FS lever handle set D 510 with ball-bearing With rose escutcheon, PC Stainless steel ✓ Sheet steel multi-function doors TS 45–65 mm	545111 ⌚	Unit(s) _____	/each

ORDER	Customer no.: _____ Order no.: _____	
	Customer name: _____	
	Shipping address: _____	
	Place / date: _____	Stamp and signature _____

4. Lever / Knob Handle Sets

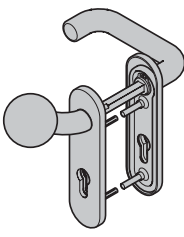

D 110

Article	Description	Art. no.	Quantity	€
	FS lever / knob handle set D 110 With short escutcheon, PC, plastic PA Black Red White Dark blue Dark grey	454685 • 454686 ⌘ 454688 • 545662 ⌘ 545664 ⌘	Unit(s) _____ _____ _____ _____ _____	/each /each /each /each /each
	 With rose escutcheon, PC, plastic PA Black Red White Dark blue Dark grey ✓ Sheet steel multi-function doors TS 45 – 65 mm ✗ HBS	454744 • 454746 ⌘ 454748 ⌘ 545666 ⌘ 545668 ⌘	_____ _____ _____ _____ _____	/each /each /each /each /each
	FS lever / knob handle set D 110 With short escutcheon, PC Aluminium F1 Stainless steel	454691 • 454690 •	_____ _____	/each /each
	 With rose escutcheon, PC Aluminium F1 Stainless steel ✓ Sheet steel multi-function doors TS 45 – 65 mm	454743 • 454742 •	_____ _____	/each /each
	FS lever / knob handle set D 110 With short escutcheon PC / PC, stainless steel Left Right ✓ Sheet steel multi-function doors TS 45 – 65 mm	454917 • 454918 •	_____ _____	/each /each

ORDER	Customer no.: _____	Order no.: _____
	Customer name: _____	
	Shipping address: _____	
	Place / date: _____	Stamp and signature _____

4. Lever / Knob Handle Sets

D 110 with knob K 160

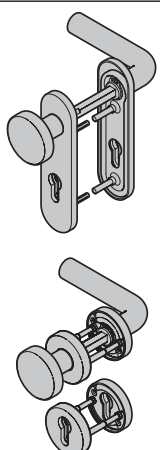

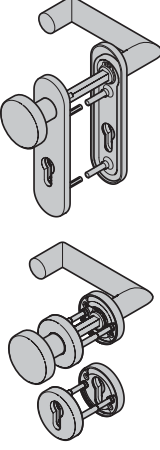
Article	Description	Art. no.	Quantity	€
	FS lever / knob handle set D 110 with offset knob With short escutcheon, PC Aluminium F1 Stainless steel	478554 • 478553 •	Unit(s) _____ _____	/each /each
	With rose escutcheon, PC Aluminium F1 Stainless steel	478556 • 478555 •	_____ _____	/each /each
	<input checked="" type="checkbox"/> D65-2 elements without anti-panic function			
	<hr/>			
	FS lever / knob handle set D 210 / D 310 / D 330 / D 410 / D 510 ¹⁾ With short escutcheon, PC Aluminium F1 Model _____ Door type _____ Stainless steel Model _____ Door type _____	545113 545113	Unit(s) _____ _____	☎ ☎
	With rose escutcheon, PC Aluminium F1 Model _____ Door type _____ Stainless steel Model _____ Door type _____	545113 545113	_____ _____	☎ ☎
	<input checked="" type="checkbox"/> D65-2 elements without anti-panic function			
	<hr/>			

1) When ordering, be sure to specify lever handle model and door type!

ORDER	Customer no.: _____	Order no.: _____
	Customer name: _____	
	Shipping address: _____	
	Place / date: _____	Stamp and signature _____

4. Lever / Knob Handle Sets










D 210 / D 310 / D 330

Article	Description	Art. no.	Quantity	€		
	FS lever / knob handle set D 210 With short escutcheon, PC Aluminium F1 Stainless steel	545710 ⌚ 545723 ⌚	Unit(s) _____ _____	/each /each		
	With rose escutcheon, PC Aluminium F1 Stainless steel <input checked="" type="checkbox"/> Sheet steel multi-function doors TS 45 – 65 mm	545717 ⌚ 545729 ⌚	_____ _____	/each /each		
		FS lever / knob handle set D 310 With short escutcheon, PC Aluminium F1 Stainless steel	545711 ⌚ 545724 •	Unit(s) _____ _____	/each /each	
		With rose escutcheon, PC Aluminium F1 Stainless steel <input checked="" type="checkbox"/> Sheet steel multi-function doors TS 45 – 65 mm	545718 ⌚ 545730 ⌚	_____ _____	/each /each	
			FS lever / knob handle set D 330 With short escutcheon, PC Aluminium F1 Stainless steel	549072 ⌚ 549096 ⌚	_____ _____	/each /each
			With rose escutcheon, PC Aluminium F1 Stainless steel <input checked="" type="checkbox"/> Sheet steel multi-function doors TS 45 – 65 mm	549076 • 549100 ⌚	_____ _____	/each /each

ORDER	Customer no.: _____	Order no.: _____
	Customer name: _____	
	Shipping address: _____	
	Place / date: _____	Stamp and signature _____

4. Lever / Knob Handle Sets


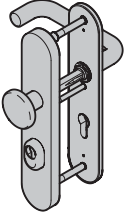
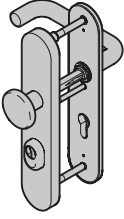
D 410 / D 510

Article	Description	Art. no.	Quantity	€
	FS lever / knob handle set D 410 With short escutcheon, PC Aluminium F1 Stainless steel	549080  549104 	Unit(s) _____ _____	/each /each
	With rose escutcheon, PC Aluminium F1 Stainless steel <input checked="" type="checkbox"/> Sheet steel multi-function doors TS 45–65 mm	549084  549108 • 	_____ _____	/each /each
	FS lever / knob handle set D 510 With short escutcheon, PC Aluminium F1 Stainless steel	549088  549112 	_____ _____	/each /each
	With rose escutcheon, PC Aluminium F1 Stainless steel <input checked="" type="checkbox"/> Sheet steel multi-function doors TS 45–65 mm	549092  549116 	_____ _____	/each 166.00 /each

ORDER	Customer no.: _____	Order no.: _____
	Customer name: _____	
	Shipping address: _____	
	Place / date: _____	Stamp and signature _____

4. Lever / Knob Handle Sets









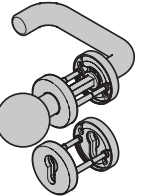


ES 1 / ES 2 / ES 3

Article	Description	Art. no.	Quantity	€
	FS lever / knob handle set D 110 PC With short escutcheon ES 1 Aluminium F1 Stainless steel ✓ Si doors RC2	454730 • _____	Unit(s)	/each
		454731 • _____		/each
	With long escutcheon ES 2 Aluminium F1 Stainless steel ✓ Si doors RC3	449889 • _____		/each
		449893 • _____		/each
	With long escutcheon ES 3 Aluminium F1 Stainless steel ✓ Si doors RC4	449897 • _____		/each
		449901 • _____		/each

ORDER	Customer no.: _____ Order no.: _____	
	Customer name: _____	
	Shipping address: _____	
	Place / date: _____	Stamp and signature _____

4. Lever / Knob Handle Sets

D 110, D 310, D 410, D 510 with offset knob with ball-bearing

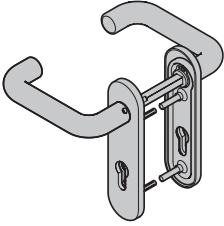
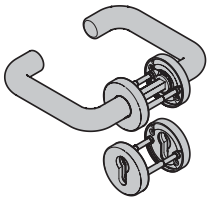
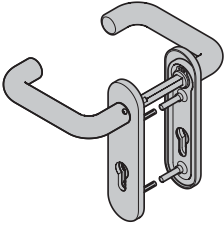
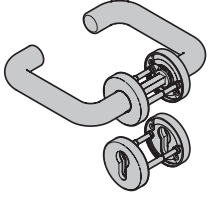
Article	Description	Art. no.	Quantity	€
	FS lever / knob handle set with offset knob K 116 with ball-bearing With rose escutcheon, PC D 110 , Stainless steel D 310, D 330, D 410, D 510 , Stainless steel ✓ Sheet steel multi-function doors TS 45–65 mm	545113 	Unit(s) _____	/each
		545113 	_____	/each
	FS lever / knob handle set with offset knob K 135 with ball-bearing With rose escutcheon, PC D 110 , Stainless steel, left D 110 , Stainless steel, right D 310, D 410, D 510 , Stainless steel D 330 , Stainless steel, left D 330 , Stainless steel, right ✓ Sheet steel multi-function doors TS 45–65 mm	479593 •	_____	/each
		479594 •	_____	/each
		545113 	_____	/each
		479595 •	_____	/each
		479596 •	_____	/each
	FS lever / knob handle set with offset knob K 160 with ball-bearing With rose escutcheon, PC D 110 , Stainless steel D 310, D 330, D 410, D 510 , Stainless steel ✓ Sheet steel multi-function doors TS 45–65 mm	545113 	_____	/each
		545113 	_____	/each
	FS lever / knob handle set with offset knob K 165 with ball-bearing With rose escutcheon, PC D 110 , Stainless steel D 310, D 330, D 410, D 510 , Stainless steel ✓ Sheet steel multi-function doors TS 45–65 mm	545113 	_____	/each
		545113 	_____	/each

Note: Figure only with handle set D 110

ORDER	Customer no.: _____	Order no.: _____
	Customer name: _____	
	Shipping address: _____	
	Place / date: _____	Stamp and signature _____

5. Anti-Panic Handle Sets

D 110

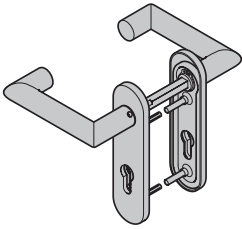










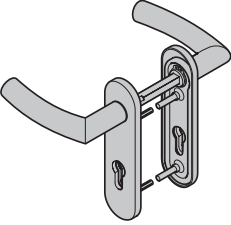
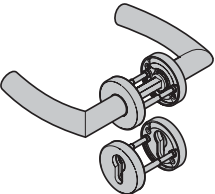




Article	Description	Art. no.	Quantity	€		
 	FS panic handle set D 110 With short escutcheon, PC, plastic PA Black Red White Dark blue Dark grey	454692 • _____ 454693 ⌘ _____ 454695 • _____ 545670 ⌘ _____ 545672 ⌘ _____	Unit(s) _____ _____ _____ _____ _____	/each /each /each /each /each		
	With rose escutcheon, PC, plastic PA Black Red White Dark blue Dark grey	454736 • _____ 454738 ⌘ _____ 454740 • _____ 545674 ⌘ _____ 545676 ⌘ _____	_____ _____ _____ _____ _____	/each /each /each /each /each		
	<input checked="" type="checkbox"/> Sheet steel multi-function doors TS 45 – 65 mm					
	 	FS anti-panic handle set D 110 With short escutcheon, PC Aluminium F1 Stainless steel	454698 • _____ 454700 • _____	Unit(s) _____ _____	/each /each	
		With rose escutcheon, PC Aluminium F1 Stainless steel	454735 • _____ 454734 • _____	_____ _____	/each /each	
		<input checked="" type="checkbox"/> Sheet steel multi-function doors TS 45 – 65 mm				

ORDER	Customer no.: _____	Order no.: _____
	Customer name: _____	
	Shipping address: _____	

	Place / date: _____	Stamp and signature _____

5. Anti-Panic Handle Sets

D 330 / D 410 / D 510

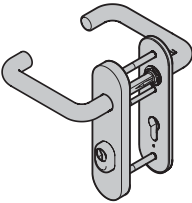
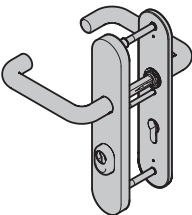
Article	Description	Art. no.	Quantity	€	
	FS anti-panic handle set D 330 With short escutcheon, PC Aluminium F1 Stainless steel	549073 	_____	/each	
		549097 • 	_____	/each	
	With rose escutcheon, PC Aluminium F1 Stainless steel	549077 	_____	/each	
		549101 	_____	/each	
	<input checked="" type="checkbox"/> Sheet steel multi-function doors TS 45–65 mm				
	Unit(s)				
 	FS anti-panic handle set D 410 With short escutcheon, PC Aluminium F1 Stainless steel	549081 	_____	/each	
		549105 	_____	/each	
	With rose escutcheon, PC Aluminium F1 Stainless steel	549085 	_____	/each	
		549109 	_____	/each	
	<input checked="" type="checkbox"/> Sheet steel multi-function doors TS 45–65 mm				
	Unit(s)				
 	FS anti-panic handle set D 510 ¹⁾ With short escutcheon, PC Aluminium F1 Stainless steel	549089 	_____	/each	
		549113 	_____	/each	
	With rose escutcheon, PC Aluminium F1 Stainless steel	549093 	_____	/each	
		549117 	_____	/each	
	<input checked="" type="checkbox"/> Sheet steel multi-function doors TS 45–65 mm				
	Unit(s)				

1) The geometry of the lever handle does not permit an arrangement in accordance with DIN EN 179.

ORDER	Customer no.: _____	Order no.: _____
	Customer name: _____	
	Shipping address: _____	
	Place / date: _____	Stamp and signature _____

5. Anti-Panic Handle Sets



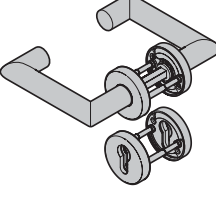
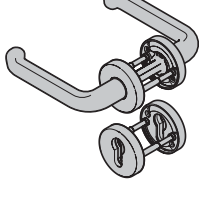
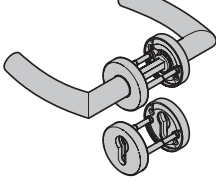
ES 1 / ES 2 / ES 3

Article	Description	Art. no.	Quantity	€
	FS panic handle set D 110 PC With short escutcheon ES 1 Aluminium F1 Stainless steel ✓ Si doors RC2	454732 • _____ 454733 • _____	Unit(s) _____ _____	/each /each
	With long escutcheon ES 2 Aluminium F1 Stainless steel ✓ Si doors RC3	449891 • _____ 449895 • _____	_____ _____	/each /each
	With long escutcheon ES 3 Aluminium F1 Stainless steel ✓ Si doors RC4	• _____ • _____	_____ _____	€ €

ORDER	Customer no.: _____	Order no.: _____
	Customer name: _____	
	Shipping address: _____	
	Place / date: _____	Stamp and signature _____

5. Anti-Panic Handle Sets

D 110 / D 310 / D 330 / D 410 / D 510 with ball-bearing

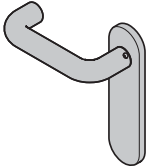



Article	Description	Art. no.	Quantity	€
	FS panic handle set D 110 with ball-bearing With rose escutcheon, PC Stainless steel ✓ Sheet steel multi-function doors TS 45–65 mm	479591 •	Unit(s) _____	/each
	FS panic handle set D 310 with ball-bearing ¹⁾ With rose escutcheon, PC Stainless steel ✓ Sheet steel multi-function doors TS 45–65 mm	545114 ☒	Unit(s) _____	
	FS panic handle set D 330 with ball-bearing ¹⁾ With rose escutcheon, PC Stainless steel ✓ Sheet steel multi-function doors TS 45–65 mm	479592 •	Unit(s) _____	/each
	FS panic handle set D 410 with ball-bearing With rose escutcheon, PC Stainless steel ✓ Sheet steel multi-function doors TS 45–65 mm	545114 ☒	Unit(s) _____	/each
	FS panic handle set D 510 with ball-bearing With rose escutcheon, PC Stainless steel ✓ Sheet steel multi-function doors TS 45–65 mm	545114 ☒	Unit(s) _____	

1) The geometry of the lever handle does not permit an arrangement in accordance with DIN EN 179.

ORDER	Customer no.: _____	Order no.: _____
	Customer name: _____	
	Shipping address: _____	
	Place / date: _____	Stamp and signature _____

6. Half Handle Sets

D 110

Article	Description	Art. no.	Quantity	€
	FS half handle set D 110		Unit(s)	
	With short escutcheon, plastic PA, blind			
	Black	454075 •	_____	/each
	Red	454078 ⌘	_____	/each
	White	454080 ⌘	_____	/each
	Dark blue	545683 ⌘	_____	/each
	Dark grey	545685 ⌘	_____	/each
	With rose escutcheon, plastic PA, blind			
	Black	454083 •	_____	/each
	Red	454086 ⌘	_____	/each
	White	454088 •	_____	/each
	Dark blue	545696 ⌘	_____	/each
	Dark grey	545698 ⌘	_____	/each
	With short escutcheon, plastic PA, PC			
	Black	454061 •	_____	/each
	Red	454064 ⌘	_____	/each
	White	454065 •	_____	/each
	Dark blue	545682 ⌘	_____	/each
	Dark grey	545684 ⌘	_____	/each
	With rose escutcheon, plastic PA, PC			
	Black	454068 •	_____	/each
	Red	454071 ⌘	_____	/each
	White	454072 •	_____	/each
	Dark blue	545695 ⌘	_____	/each
	Dark grey	545697 ⌘	_____	/each
	✓ Sheet steel multi-function doors TS 45 – 65 mm			
	✗ HBS			

ORDER	Customer no.: _____	Order no.: _____
	Customer name: _____	
	Shipping address: _____	
	Place / date: _____	Stamp and signature _____

6. Half Handle Sets

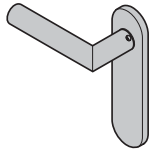


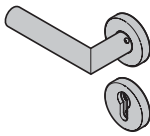
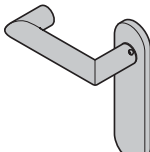
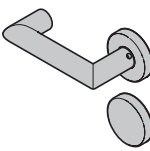
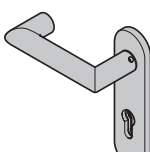
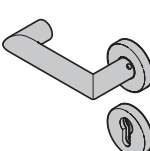
D 110 / D 210

Article	Description	Art. no.	Quantity	€
	FS half handle set D 110 With short escutcheon, blind Aluminium F1 Stainless steel	454081 • 454082 •	Unit(s) _____ _____	/each /each
	With rose escutcheon, blind Aluminium F1 Stainless steel	454089 • 454090 •	_____ _____	/each /each
	With short escutcheon, PC Aluminium F1 Stainless steel	454066 • 454067 •	_____ _____	/each /each
	With rose escutcheon, PC Aluminium F1 Stainless steel ✓ Sheet steel multi-function doors TS 45–65 mm	454073 • 454074 •	_____ _____	/each /each
	FS half handle set D 210 With short escutcheon, blind Aluminium F1 Stainless steel	545688 ☒ 545692 ☒	Unit(s) _____ _____	/each /each
	With rose escutcheon, blind Aluminium F1 Stainless steel	545700 ☒ 545704 ☒	_____ _____	/each /each
	With short escutcheon, PC Aluminium F1 Stainless steel	545687 ☒ 545691 ☒	_____ _____	/each /each
	With rose escutcheon, PC Aluminium F1 Stainless steel ✓ Sheet steel multi-function doors TS 45–65 mm	545699 ☒ 545703 ☒	_____ _____	/each /each

ORDER	Customer no.: _____	Order no.: _____
	Customer name: _____	
	Shipping address: _____	
	Place / date: _____	Stamp and signature _____

6. Half Handle Sets








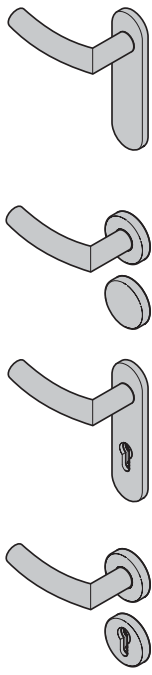







D 310 / D 330

Article	Description	Art. no.	Quantity	€	
   	FS half handle set D 310 With short escutcheon, blind Aluminium F1 Stainless steel	545690 ⌘ 545694 ⌘	Unit(s) _____ _____	/each /each	
	With rose escutcheon, blind Aluminium F1 Stainless steel	545702 ⌘ 545706 ⌘	_____ _____	/each /each	
	With short escutcheon, PC Aluminium F1 Stainless steel	545689 ⌘ 545693 ⌘	_____ _____	/each /each	
	With rose escutcheon, PC Aluminium F1 Stainless steel ✓ For sheet steel multi-function doors TS 45–65 mm	545701 ⌘ 545705 ⌘	_____ _____	/each /each	
	   	FS half handle set D 330 With short escutcheon, blind Aluminium F1 Stainless steel	549155 ⌘ 549161 ⌘	Unit(s) _____ _____	/each /each
		With rose escutcheon, blind Aluminium F1 Stainless steel	549156 ⌘ 549162 ⌘	_____ _____	/each /each
		With short escutcheon, PC Aluminium F1 Stainless steel	549074 ⌘ 549098 ⌘	_____ _____	/each /each
		With rose escutcheon, PC Aluminium F1 Stainless steel ✓ For sheet steel multi-function doors TS 45–65 mm	549078 ⌘ 549102 ⌘	_____ _____	/each /each

ORDER	Customer no.: _____	Order no.: _____
	Customer name: _____	
	Shipping address: _____	
	Place / date: _____	Stamp and signature _____

6. Half Handle Sets







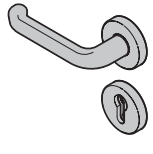

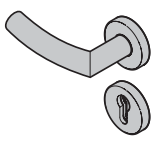

D 410 / D 510

Article	Description	Art. no.	Quantity	€	
	FS half handle set D 410 With short escutcheon, blind Aluminium F1 Stainless steel	549157  549163 	Unit(s) _____ _____	/each /each	
	With rose escutcheon, blind Aluminium F1 Stainless steel	549158  549164 	_____ _____	/each /each	
	With short escutcheon, PC Aluminium F1 Stainless steel	549082  549106 	_____ _____	/each /each	
	With rose escutcheon, PC Aluminium F1 Stainless steel <input checked="" type="checkbox"/> Sheet steel multi-function doors TS 45–65 mm	549086  549110 	_____ _____	/each /each	
		FS half handle set D 510 With short escutcheon, blind Aluminium F1 Stainless steel	549159  549165 	_____ _____	/each /each
		With rose escutcheon, blind Aluminium F1 Stainless steel	549160  549166 	_____ _____	/each /each
		With short escutcheon, PC Aluminium F1 Stainless steel	549090  549114 	_____ _____	/each /each
		With rose escutcheon, PC Aluminium F1 Stainless steel <input checked="" type="checkbox"/> Sheet steel multi-function doors TS 45–65 mm	549094  549118 	_____ _____	/each /each

ORDER	Customer no.: _____	Order no.: _____
	Customer name: _____	
	Shipping address: _____	
	Place / date: _____	Stamp and signature _____

6. Half Handle Sets

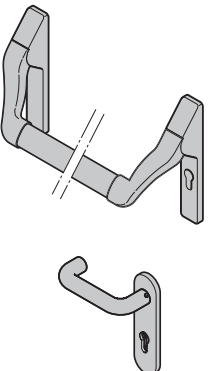
D 110 / D 310 / D330 / D 410 / D 510 with ball-bearing

Article	Description	Art. no.	Quantity	€
	FS half handle set D 110 with ball-bearing With short escutcheon, PC Stainless steel ✓ Sheet steel multi-function doors TS 45 – 65 mm	545111 	Unit(s) _____	/each
	FS half handle set D 310 with ball-bearing With short escutcheon, PC Stainless steel ✓ Sheet steel multi-function doors TS 45 – 65 mm	545111 	Unit(s) _____	/each
	FS half handle set D 330 with ball-bearing With short escutcheon, PC Stainless steel ✓ Sheet steel multi-function doors TS 45 – 65 mm	545111 	Unit(s) _____	/each
	FS half handle set D 410 with ball-bearing With short escutcheon, PC Stainless steel ✓ Sheet steel multi-function doors TS 45 – 65 mm	545111 	Unit(s) _____	/each
	FS half handle set D 510 with ball-bearing With short escutcheon, PC Stainless steel ✓ Sheet steel multi-function doors TS 45 – 65 mm	545111 	Unit(s) _____	/each

ORDER	Customer no.: _____		Order no.: _____	
	Customer name: _____			
	Shipping address: _____			
	Place / date: _____		Stamp and signature _____	

7. Bars / Touch Bars

With lever handle D 110

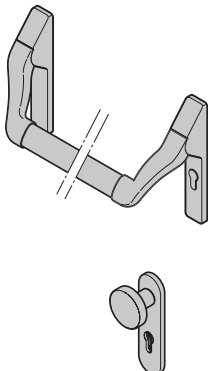
Article	Description	Art. no.	Quantity	€
	Bar with lever handle D 110 Single-leaf doors / traffic leaf of double-leaf doors		Unit(s)	
	With short escutcheon, PC – TS 45 Black plastic version	454511	• _____	/each
	Aluminium version, F1	454519	• _____	/each
	Brushed stainless steel version	454527	• _____	/each
	SI stainless steel version, brushed ES 1 ¹⁾	478347	⌚ _____	/each
	✓ Sheet steel multi-function doors TS 45 mm			
	With short escutcheon, PC – TS 55 Black plastic version	454512	• _____	/each
	Aluminium version, F1	454520	• _____	/each
	Brushed stainless steel version	454528	• _____	/each
	SI stainless steel version, brushed ES 1 ¹⁾	478347	⌚ _____	/each
	✓ Sheet steel multi-function doors TS 55 mm			
	With short escutcheon, PC – TS 65 – 78 Black plastic version	454513	• _____	/each
	Aluminium version, F1	454521	• _____	/each
	Brushed stainless steel version	454529	• _____	/each
	SI stainless steel version, brushed ES 1 ¹⁾	478347	⌚ _____	/each
✓ Sheet steel multi-function doors TS 65 mm				

1) Can be used in security doors up to RC2

ORDER	Customer no.: _____	Order no.: _____
	Customer name: _____	
	Shipping address: _____	
	Place / date: _____	Stamp and signature _____

7. Bars / Touch Bars

With knob

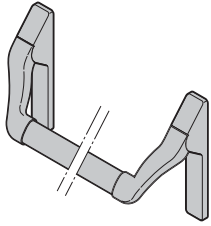
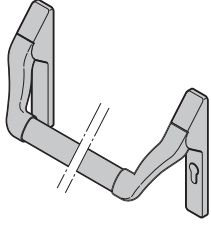
Article	Description	Art. no.	Quantity	€
	Bar with knob Single-leaf doors / traffic leaf of double-leaf doors		Unit(s)	
	With short escutcheon, PC – TS 45 Black plastic version	454514	• _____	/each
	Aluminium version, F1	454522	• _____	/each
	Brushed stainless steel version	454530	• _____	/each
	SI stainless steel version, brushed ES 1 ¹⁾	478346	⌚ _____	/each
	✓ Sheet steel multi-function doors TS 45 mm			
	With short escutcheon, PC – TS 55 Black plastic version	454515	• _____	/each
	Aluminium version, F1	454523	• _____	/each
	Brushed stainless steel version	454531	• _____	/each
	SI stainless steel version, brushed ES 1 ¹⁾	478346	⌚ _____	/each
	✓ Sheet steel multi-function doors TS 55 mm			
	With short escutcheon, PC – TS 65 Black plastic version	454517	• _____	/each
	Aluminium version, F1	454525	• _____	/each
	Brushed stainless steel version	454533	• _____	/each
	SI stainless steel version, brushed ES 1 ¹⁾	478346	⌚ _____	/each
✓ Sheet steel multi-function doors TS 65 mm				

1) Can be used in security doors up to RC2

ORDER	Customer no.: _____ Order no.: _____	
	Customer name: _____	
	Shipping address: _____	
	Place / date: _____	Stamp and signature _____

7. Bars / Touch Bars

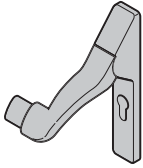
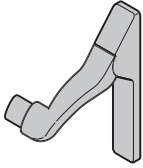
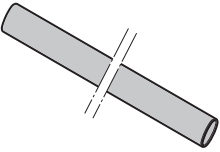
Without counter-fitting

Article	Description	Art. no.	Quantity	€
	Bar, without counter-fitting Fixed leaf of double-leaf doors		Unit(s)	
	With short escutcheon, blind – TS 45 - 65 Black plastic version	454518 •	_____	/each
	Aluminium version, F1	454526 •	_____	/each
	Brushed stainless steel version	454534 •	_____	/each
	<input checked="" type="checkbox"/> Sheet steel multi-function doors TS 45 – 66 mm			
	Bar, without counter-fitting Fixing on one side for single-leaf doors / traffic leaf of double-leaf doors		Unit(s)	
	With short escutcheon, PC – TS 45 – 65 Black plastic version	547066 ⌘	_____	/each
	Aluminium version, F1	547067 ⌘	_____	/each
	Brushed stainless steel version	547068 ⌘	_____	/each
	<input checked="" type="checkbox"/> Sheet steel multi-function doors TS 45 – 66 mm			

ORDER	Customer no.: _____	Order no.: _____
	Customer name: _____	
	Shipping address: _____	
	Place / date: _____	Stamp and signature _____

7. Bars / Touch Bars

Accessories, individual parts


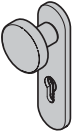
Article	Description	Art. no.	Quantity	€	
	Angle gear Single-leaf doors / traffic leaf of double-leaf doors		Set		
	With short escutcheon, PC Black	454535	• _____	/set	
	Aluminium	454536	• _____	/set	
	Stainless steel	454537	• _____	/set	
	<input checked="" type="checkbox"/> Sheet steel multi-function doors				
	Angle gear Fixed leaf of double-leaf doors		Set		
	With short escutcheon, not prepared for PC Black	454538	• _____	/set	
	Aluminium	454539	• _____	/set	
	Stainless steel	454541	• _____	/set	
	<input checked="" type="checkbox"/> Sheet steel multi-function doors				
	Bar handle Aluminium Up to BR width 1250 mm BR width: _____ Up to BR width 1500 mm BR width: _____	548770	• _____	/each	
		548772	• _____	/each	
	Stainless steel Up to BR width 1250 mm BR width: _____ Up to BR width 1500 mm BR width: _____	454543	• _____	/each	
		546464	• _____	/each	
				Unit(s)	
	<input checked="" type="checkbox"/> Sheet steel multi-function doors				

ORDER	Customer no.: _____	Order no.: _____
	Customer name: _____	
	Shipping address: _____	

	Place / date: _____	Stamp and signature _____

7. Bars / Touch Bars

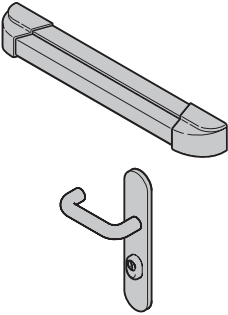
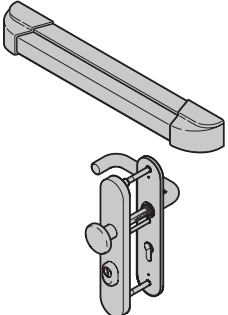
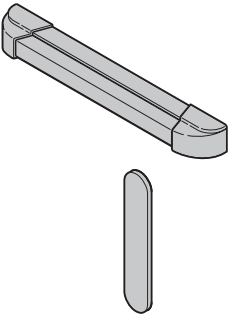
Counter-fitting, prepared for PC

Article	Description	Art. no.	Quantity	€	
	Accessory pack, bar, PC with lever handle TS 45 Black plastic version Aluminium version, F1 Brushed stainless steel version TS 55 Black plastic version Aluminium version, F1 Brushed stainless steel version TS 65 – 78 Black plastic version Aluminium version, F1 Brushed stainless steel version <input checked="" type="checkbox"/> Sheet steel multi-function doors TS 45 – 78 mm	454713 • 454716 • 454719 • 454714 • 454717 • 454720 • 454715 • 454718 • 454721 •	Unit(s) _____ _____ _____ _____ _____ _____ _____ _____ _____	/each /each /each /each /each /each /each /each /each	
		Accessory pack, bar, PC with knob TS 45 Black plastic version Aluminium version, F1 Brushed stainless steel version TS 55 Black plastic version Aluminium version, F1 Brushed stainless steel version TS 65 – 78 Black plastic version Aluminium version, F1 Brushed stainless steel version <input checked="" type="checkbox"/> Sheet steel multi-function doors TS 45 – 78 mm	454703 • 454706 • 454709 • 454704 • 454707 • 454711 • 454705 • 454708 • 454712 •	Unit(s) _____ _____ _____ _____ _____ _____ _____ _____ _____	/each /each /each /each /each /each /each /each /each

ORDER	Customer no.: _____	Order no.: _____
	Customer name: _____	
	Shipping address: _____	
	Place / date: _____	Stamp and signature _____

7. Bars / Touch Bars

EPN 2000 SI, long escutcheon ES 2 / ES 3

Article	Description	Art. no.	Quantity	€
	SI touch bar with counter-fitting, lever handle D 110, PC Single-leaf doors / traffic leaf of double-leaf doors		Unit(s)	
	ES 2 aluminium Door variant: _____ BR width: _____	478357	<input type="text"/>	/each
	ES 2 stainless steel Door variant: _____ BR width: _____	478359	<input type="text"/>	/each
	✓ E65 RC3, H3 RC3, H16-1 RC3			
	ES 3 aluminium Door variant: _____ BR width: _____	478361	<input type="text"/>	/each
	ES 3 stainless steel Door variant: _____ BR width: _____	478363	<input type="text"/>	/each
	✓ E65-1 RC4, H3-1 RC4, H16-1 RC4			
	SI touch bar with counter-fitting, knob, PC Single-leaf doors / traffic leaf of double-leaf doors		Unit(s)	
	ES 2 aluminium Door variant: _____ BR width: _____	478356	<input type="text"/>	/each
	ES 2 stainless steel Door variant: _____ BR width: _____	478358	<input type="text"/>	/each
	✓ E65 RC3, H3 RC3, H16-1 RC3			
	ES 3 aluminium Door variant: _____ BR width: _____	478360	<input type="text"/>	/each
	ES 3 stainless steel Door variant: _____ BR width: _____	478362	<input type="text"/>	/each
	✓ E65-1 RC4, H3-1 RC4, H16-1 RC4			
	SI touch bar with blind escutcheon Single-leaf doors / traffic leaf of double-leaf doors		Unit(s)	
	ES 2 aluminium Door variant: _____ BR width: _____	478600	<input type="text"/>	/each
	ES 2 stainless steel Door variant: _____ BR width: _____	478602	<input type="text"/>	/each
	✓ E65 RC3, H3 RC3, H16-1 RC3			
	ES 3 aluminium Door variant: _____ BR width: _____	478601	<input type="text"/>	/each
	ES 3 stainless steel Door variant: _____ BR width: _____	478603	<input type="text"/>	/each
	✓ E65-1 RC4, H3-1 RC4, H16-1 RC4			

Ordering information:

(please complete)

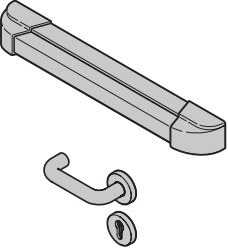
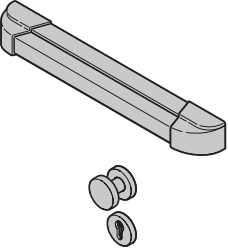
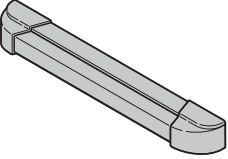
Door variant: _____

Door nominal size – width: _____

ORDER	Customer no.: _____	Order no.: _____
	Customer name: _____	
	Shipping address: _____	
	Place / date: _____	Stamp and signature _____

7. Bars / Touch Bars

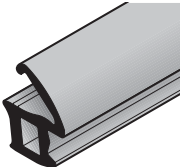
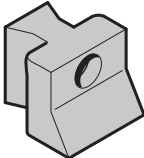
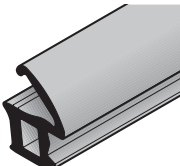
EPN 2000 with rose escutcheon, PC

Article	Description	Art. no.	Quantity	€
	Touch bar with counter-fitting, lever handle D 110 Single-leaf doors / traffic leaf of double-leaf doors Aluminium Stainless steel ✓ Sheet steel multi-function doors	478330	Unit(s)	/each
		478332		/each
	Touch bar with counter-fitting, knob Single-leaf doors / traffic leaf of double-leaf doors Up to BR width 1000 mm Aluminium Stainless steel Up to BR width 1250 mm Aluminium Stainless steel ✓ Sheet steel multi-function doors	478329	Unit(s)	/each
		478331		/each
		478329		/each
		478331		/each
	Touch bar Fixed leaf of double-leaf doors Up to BR width 1000 mm Aluminium Stainless steel Up to BR width 1250 mm Aluminium Stainless steel ✓ Sheet steel multi-function doors	478351	Unit(s)	/each
		478351		/each
		478351		/each
		478351		/each

ORDER	Customer no.: _____	Order no.: _____
	Customer name: _____	
	Shipping address: _____	
	Place / date: _____	Stamp and signature _____

8. Seals




Frame seals

Article	Description	Art. no.	Quantity	€
	Sealing ring for T30- / RS- / Si- / MZ doors P02 Frame seal 5500 mm P03 Frame seal 6500 mm P04 Frame seal 7500 mm ✓ H3D, H3, RS55, D45, D55, E45, E55, E65, H_30B, H_30C	449850 • 449851 • 449854 •	Unit(s) _____ _____ _____	/each /each /each
	Sealing ring for T30-/RS-/Si-/MZ doors P11 Frame seal 5500 mm P12 Frame seal 6500 mm P13 Frame seal 7500 mm ✓ Sheet steel multi-function doors with smoke protection and acoustic insulation	449772 • 452698 • 452699 •	Unit(s) _____ _____ _____	/each /each /each
	Accessory bag with sealing wedges P90 ✓ Smoke-tight and acoustic-rated doors	449751 •	Unit(s) _____	/each
	Sealing ring for T60- / T90 doors, HS doors P22 Frame seal 5500 mm P23 Frame seal 6500 mm P24 Frame seal 7500 mm ✓ H6, H16-1, HS75, H_60D-1 T30 doors with mineral wool frame infill	449852 • 449853 • 453821 •	Unit(s) _____ _____ _____	/each /each /each
	Sealing ring for T60 RS- / T90 RS doors, HS doors P31 Frame seal 5500 mm P32 Frame seal 6500 mm P33 Frame seal 7500 mm ✓ H6, H16-1, HS75, H_60D-1 T30 doors with mineral wool frame infill	452876 • 452938 • 452956 •	Unit(s) _____ _____ _____	/each /each /each

ORDER	Customer no.: _____	Order no.: _____
	Customer name: _____	
	Shipping address: _____	
	Place / date: _____	Stamp and signature _____

8. Seals

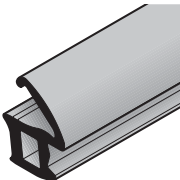
Centre rail

Article	Description	Art. no.	Quantity	€
	Sealing ring for T30- / SI- / MZ doors P71 Centre rail seal 2500 mm ✓ H3D-2, E45-2, D45-2, D55-2, H_30B-2	539040 •	Unit(s) _____	/each
	Sealing ring for T30- / SI doors P72 Centre rail seal 2500 mm ✓ H3-2, E65-2, H_30C-2, HBSC-2	449735 •	Unit(s) _____	/each
	Sealing ring for T30 doors P55 Centre joint seal 2500 mm ✓ H3-2 OD	479399 •	Unit(s) _____	/each

ORDER	Customer no.: _____	Order no.: _____
	Customer name: _____	
	Shipping address: _____	
	Place / date: _____	Stamp and signature _____

8. Seals

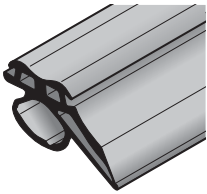



Frame seals OD

Article	Description	Art. no.	Quantity	€
	Sealing ring T30 doors P101 Frame seal 5500 mm P102 Frame seal 6500 mm P103 Frame seal 7500 mm ✓ H3 OD, D65 OD	479275 • 479276 • 479303 •	Unit(s) _____ _____ _____	/each /each /each
	 Sealing ring T30 P111 Frame seal 5500 mm P112 Frame seal 6500 mm P113 Frame seal 7500 mm ✓ H3 OD, D65 OD (with smoke protection and acoustic insulation)	479304 • 479305 • 479306 •	Unit(s) _____ _____ _____	/each /each /each
	Sealing ring T60- / T90 doors P111 Frame seal 5500 mm P112 Frame seal 6500 mm P113 Frame seal 7500 mm ✓ H3 OD, D65 OD T30 doors with mineral wool frame infill	501099 • 501100 • 501101 •	Unit(s) _____ _____ _____	/each /each /each

ORDER	Customer no.: _____		Order no.: _____	
	Customer name: _____			
	Shipping address: _____			
	Place / date: _____		Stamp and signature _____	

8. Seals


Centre rail

Article	Description	Art. no.	Quantity	€
	Sealing ring for T90 doors P52 Meeting style 2500 mm ✓ H16-2	478150 •	Unit(s) _____	/each
	Sealing ring for T90 doors P51 Meeting style 3300 mm ✓ H16-2 G	457380 •	Unit(s) _____	/each
	Seal for MZ doors P53 Meeting style 3500 mm ✓ D65-2	478151 •	Unit(s) _____	/each
	Seal for HS doors P42 Door rebate seal 6000 mm ✓ HS75, H16S	478280 •	Unit(s) _____	/each

ORDER	Customer no.: _____ Order no.: _____	
	Customer name: _____	
	Shipping address: _____	
	Place / date: _____	Stamp and signature _____

9. Profile Cylinders

Not drill-proof


Article	Description	Art. no.	Quantity	€
	Profile cylinder 810, not drill-proof 35.5 + 35.5 = 71 mm ✓ H3D, D45, D55 thin rebate, H3 thin rebate H_30B, H_30C thin rebate, HBS_C thin rebate	449997	• _____	/each
	35.5 + 45.5 = 81 mm ✓ H3 thick rebate, D55, H_30 C thick rebate, HBS_C thick rebate	539228	• _____	/each
	40.5 + 45.5 = 86 mm ✓ H3 OD, H6, H16, H3G, D65 HA30G-C1 thin rebate, H_60D, H_90D	449762	• _____	/each
	Profile cylinder 851 ^{1/2} 45.5 + 10 mm 35.5 × 10 mm 40.5 × 10 mm 50.5 × 10 mm ✓ Steel multi-function doors – door leaf smooth on one side (without cut-outs for fitting)	454902	• _____	/each
		454900	• _____	/each
		454901	• _____	/each
		478598	• _____	/each

The profile cylinders listed are standard profile cylinders with, depending on the door type, up to 5 mm projection in conjunction with Hörmann lever handle sets. If a flush cylinder is required, this must be calculated using the door thickness, cylinder positioning, and thickness of the cover escutcheon. The calculation formula and cylinder positioning can be found in the dealer price list or requested.

ORDER	Customer no.: _____	Order no.: _____
	Customer name: _____	
	Shipping address: _____	
	Place / date: _____	Stamp and signature _____

9. Profile Cylinders

Drill-proof on both sides

Article	Description	Art. no.	Quantity	€
	Profile cylinder 810, drill-proof on both sides 35.5 + 35.5 = 71 mm ✓ H3D RC2, H3 thin rebate RC2 / 3, E45-1 / E45-2 RC2	546362	• _____	/each
	45.5 + 35.5 = 81 mm ✓ T30-1 H3 thick rebate RC2, E55-1 thick rebate RC2 T30-2 H3 thick rebate RC2 / 3	546363	• _____	/each
	45.5 + 40.5 = 86 mm ✓ H3 OD RC2, H6 thin rebate RC2, H16 thin rebate RC2 / 3	546961	• _____	/each
	50.5 + 40.5 = 91 mm ✓ H3 thick rebate RC3, E 65 thick rebate RC3 H6 thick rebate RC2, H16 thick rebate RC2 / 3	546364	• _____	/each
	50.5 + 35.5 mm = 86 mm ¹⁾ ✓ H3 thick rebate RC3, E 65 thick rebate RC3 H16 thick rebate RC3	478441	• _____	/each
	Profile cylinder 910, drill-proof on both sides			
	50.5 + 40.5 = 91 mm ✓ E 65 RC4, H3 RC4, H16 thick rebate RC4	546366	• _____	/each
50.5 + 35.5 mm = 86 mm ¹⁾ ✓ E 65 RC4, H3 RC4	478442	• _____	/each	
45.5 + 40.5 = 86 mm ✓ H16 thin rebate RC4	547960	• _____	/each	

The profile cylinders listed are standard profile cylinders with, depending on the door type, up to 5 mm projection in conjunction with Hörmann lever handle sets. If a flush cylinder is required, this must be calculated using the door thickness, cylinder positioning, and thickness of the cover escutcheon. The calculation formula and cylinder positioning can be found in the dealer price list or requested.

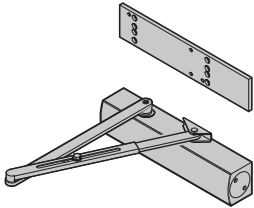
1) For doors with a Hörmann security touch bar

ORDER	Customer no.: _____	Order no.: _____
	Customer name: _____	
	Shipping address: _____	
	Place / date: _____	Stamp and signature _____

10. Door Closers

With linkage

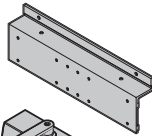
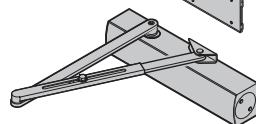
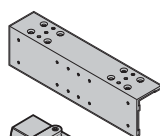
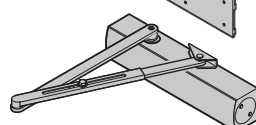
Article	Description	Art. no.	Quantity	€
	TS with linkage – Fitting on the opening side		Unit(s)	
	With mounting plate			
	TS 2000 NV BC EN 2–4	457940 •	_____	/each
	TS 4000 EN 1–6	452701 •	_____	/each
	TS 4000 EN 1–6, hold-open linkage	452705 •	_____	/each
	TS 4000 EN 1–6, closing delay	452703 •	_____	/each
	TS 4000 EN 7	453823 •	_____	/each
	TS 4000 E EN 1–6	452706 ⌚	_____	/each
	TS 72 EN 2–4	454437 ⌚	_____	/each
	TS 73 EN 2–4	497908 •	_____	/each
	TS 73 EMF EN 4	547470 •	_____	/each
	TS 73 EMF EN 5	452757 •	_____	/each
	TS 73 EMF EN 6	547471 •	_____	/each
	TS 83 EN 3–6	497916 •	_____	/each
	TS 83 EN 7	549513 ⌚	_____	/each
	TS 83 EN 3–6, locking hold-open function	548361 ⌚	_____	/each
	✓ Sheet steel multi-function doors			



ORDER	Customer no.: _____ Order no.: _____	
	Customer name: _____	
	Shipping address: _____	
	Place / date: _____	Stamp and signature _____

10. Door Closers

With linkage

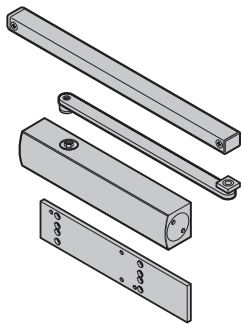
Article	Description	Art. no.	Quantity	€
	TS with linkage – Fitting on the closing side		Unit(s)	
	With aluminium Z bracket for fitting to a corner frame			
 	TS 2000 NV BC EN 2-4	478030		/each
	TS 4000 EN 1-6	452709	•	/each
	TS 4000 EN 7	453833		/each
	TS 4000 EN 1-6, hold-open linkage	547088	•	/each
	TS 4000 E EN 1-6, electro-hydraulic stop	547438	•	/each
	TS 73	545064		/each
	TS 73 EMF EN 4	549487		/each
	TS 73 EMF EN 5	549488		/each
	TS 73 EMF EN 6	549489		/each
	TS 83	545067		/each
TS 83 EN 7	549514		/each	
TS 83 locking hold-open function	457753		/each	
	With aluminium L bracket for fitting to a profile frame			
 	TS 2000 VBC EN 2-4	478029		/each
	TS 4000 EN 1-6	452710	•	/each
	TS 4000 EN 7	453834	•	/each
	TS 4000 EN 1-6, hold-open linkage	547089	•	/each
	TS 4000 E EN 1-6, electro-hydraulic stop	547439	•	/each
	TS 73	545065		/each
	TS 73 EMF EN 4	549490		/each
	TS 73 EMF EN 5	549491		/each
	TS 73 EMF EN 6	549492		/each
	TS 83	545068		/each
TS 83 EN 7	549515		/each	
TS 83, locking hold-open function	457754		/each	
	✓ Sheet steel multi-function doors			

ORDER	Customer no.: _____	Order no.: _____
	Customer name: _____	
	Shipping address: _____	
	Place / date: _____	Stamp and signature _____

10. Door Closers

With slide rail, fitting on the opening side

Article	Description	Art. no.	Quantity	€
	TS with slide rail – fitting on the opening side		Unit(s)	
	With mounting plate			
	HDC 35 EN 3–5	483032 •	_____	/each
	HDC 35 EN 3–5, mech. hold-open device	478113 ⌚	_____	/each
	TS 3000 EN 1–4	449271 •	_____	/each
	TS 3000 EN 1–4, T-stop	478052 •	_____	/each
	TS 5000 EN 2–6	452714 •	_____	/each
	TS 5000 EN 2–6, closing delay	452716 ⌚	_____	/each
	TS 5000 EN 2–6, mech. hold-open device	452719 ⌚	_____	/each
	TS 5000 EN 2–6 T-stop	545062 ⌚	_____	/each
	TS 5000 EN 2–6, T-stop, mech. hold-open device	548610 ⌚	_____	/each
	TS 5000 E EN 2–6, electro-mech. hold-open device	457371 •	_____	/each
	TS 5000 E FS EN 2–5, compensator function	454406 ⌚	_____	/each
	TS 5000 R EN 2–6, integrated smoke sensor	457375 •	_____	/each
	TS 5000 R FS EN 2–5, compensator function	457378 ⌚	_____	/each
	TS 92 EN 2–4	548475 ⌚	_____	/each
	TS 93 B EN 2–5	548301 •	_____	/each
	TS 93 B EN 2–5, with locking hold-open function	548311 ⌚	_____	/each
	TS 93 B EN 2–5, with opening limiter	548313 ⌚	_____	/each
	TS 93 B EN 7	548302 ⌚	_____	/each
	TS 93 B EN 7, with opening limiter	548314 ⌚	_____	/each
	TS 93 B EN 7, with locking hold-open function	548312 ⌚	_____	/each
	TS 93 B EMF EN 2–5, electro-mech. hold-open device	548303 •	_____	/each
	TS 93 B EMF EN 7, electro-mech. hold-open device	548304 ⌚	_____	/each
	TS 93 B EMR EN 2–5, integrated smoke detector	548305 •	_____	/each
	TS 93 B EMR EN 7, integrated smoke detector	548306 ⌚	_____	/each
	TS 99 FL EN 2–5, compensator function	452766 ⌚	_____	/each
	TS 99 FLR K EN 2–5, compensator function	548596 ⌚	_____	/each
	✓ Sheet steel multi-function doors			

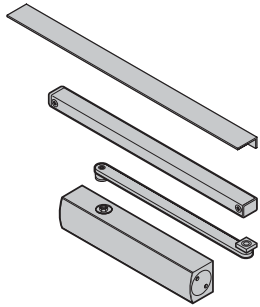


ORDER	Customer no.: _____ Order no.: _____	
	Customer name: _____	
	Shipping address: _____	
	Place / date: _____	Stamp and signature _____

10. Door Closers

With slide rail, fitting on the closing side

Article	Description	Art. no.	Quantity	€
	TS with slide rail – Fitting on the closing side		Unit(s)	
	With lintel spacer			
	HDC 35 EN 3–5	478112 •	_____	/each
	HDC 35 EN 3–5, mechanical hold-open device	478114 •	_____	/each
	TS 5000 L EN 2–6	452723 •	_____	/each
	TS 5000 L EN 2–6, mechanical hold-open device	548562 •	_____	/each
	TS 5000 L EN 2–6 T-stop	545128 •	_____	/each
	TS 5000 L EN 2–6, T-stop, mechanical hold-open device	549412 •	_____	/each
	TS 5000 L E EN 2–6, electro-mechanical hold-open device	457373 •	_____	/each
	TS 5000 L E EN 2–6, integrated smoke sensor	478719 •	_____	/each
	TS 93 G EN 2–5	548307 •	_____	/each
	TS 93 G EN 2–5, with locking hold-open function	548345 •	_____	/each
	TS 93 G EN 2–5, with opening limiter	548347 •	_____	/each
	TS 93 G EN 7	548308 ⚡	_____	/each
	TS 93 G EN 7, with opening limiter	548348 ⚡	_____	/each
	TS 93 G EN 7, with locking hold-open function	548346 ⚡	_____	/each
	TS 93 G EMF EN 2–5, electro-mechanical hold-open device	548309 •	_____	/each
	TS 93 G EMF EN 7, electro-mechanical hold-open device	548310 ⚡	_____	/each
	✓ Sheet steel multi-function doors			

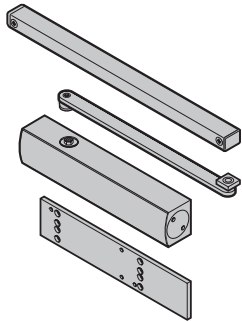


ORDER	Customer no.: _____	Order no.: _____
	Customer name: _____	
	Shipping address: _____	
	Place / date: _____	Stamp and signature _____

10. Door Closers

Stainless steel with slide rail, fitting on opening side

Article	Description	Art. no.	Quantity	€
	TS with slide rail – fitting on opening side		Unit(s)	
	Stainless steel version			
	TS 5000 EN 2–6	449165	_____	/each
	TS 5000 EN 2–6 with mechanical hold-open device ¹⁾	449165	_____	/each
	TS 5000 EN 2–6 with closing delay	449165	_____	/each
	TS 5000 EN 2–6, T-stop	449165	_____	/each
	TS 5000 EN 2–6, Ecline EN 3–5 with slide rail Ecline	449165	_____	/each
	TS 5000 E EN 2–6 with electromechanical hold-open device	449165	_____	/each
	TS 5000 R EN 2–6 with electromechanical hold-open device incl. RSZ	449165	_____	/each
	TS 5000 EFS EN 2–6 hold-open device with compensator function	449165	_____	/each
	TS 5000 RFS EN 2–6 hold-open device with compensator function incl. RSZ	449165	_____	/each
	Stainless steel design			
	TS 93 B EN 2–5	449165	_____	/each
	TS 93 B EN 2–5 with locking hold-open function ¹⁾	449165	_____	/each
	TS 93 B EN 5–7	449165	_____	/each
	TS 93 B EMF EN 2–5 with electromechanical hold-open device ¹⁾	449165	_____	/each
	TS 93 B EMR EN 2–5, RMZ integrated	449165	_____	/each
	TS 99 FL EN 2–5 hold-open device with compensator function ¹⁾	449165	_____	/each
	TS 99 FLR/K EN 2–5, RMZ integrated	449165	_____	/each
	✓ Sheet steel multi-function doors			
	Note: Mechanical door leaf selector For double-leaf doors with mechanical door leaf selector: closer – surcharge × 2! (mech. door leaf selector always in silver surface finish!)			













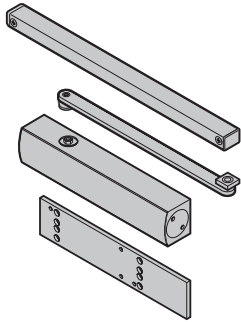
1) Mechanical hold-open devices are not approved for fire-rated and smoke-tight doors

ORDER	Customer no.: _____ Order no.: _____	
	Customer name: _____	
	Shipping address: _____	
	Place / date: _____	Stamp and signature _____

10. Door Closers

Stainless steel with slide rail, fitting on closing side

Article	Description	Art. no.	Quantity	€
	TS with slide rail – fitting on closing side		Unit(s)	
	Stainless steel version			
	TS 5000 L EN 2–6	449165 	_____	/each
	TS 5000 L EN 2–6 with mechanical hold-open device ¹⁾	449165 	_____	/each
	TS 5000 L EN 2–6 T-stop	449165 	_____	/each
	TS 5000 L ECline EN 3–5	449165 	_____	/each
	TS 5000 L E EN 2–6 with electromechanical hold-open device	449165 	_____	/each
	TS 5000 L R EN 2–6 with electromechanical hold-open device	449165 	_____	/each
	Stainless steel design			
	TS 93 B EN 2–5	449165 	_____	/each
	TS 93 B EN 2–5 with locking hold-open function ¹⁾	449165 	_____	/each
	TS 93 B EN 5–7	449165 	_____	/each
	TS 93 B EMF EN 2–5 with electromechanical hold-open device ¹⁾	449165 	_____	/each
	<input checked="" type="checkbox"/> Sheet steel multi-function doors			
	Note: Mechanical door leaf selector For double-leaf doors with mechanical door leaf selector: closer – surcharge × 2! (mech. door leaf selector always in silver surface finish!)			



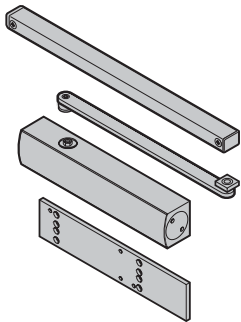
1) Mechanical hold-open devices are not approved for fire-rated and smoke-tight doors

ORDER	Customer no.: _____ Order no.: _____	
	Customer name: _____	
	Shipping address: _____	
	Place / date: _____	Stamp and signature _____

10. Door Closers

RAL colours with slide rail, fitting on opening side

Article	Description	Art. no.	Quantity	€
	TS with slide rail – fitting on opening side		Unit(s)	
	RAL colours			
	TS 5000 EN 2–6	449165	_____	/each
	TS 5000 EN 2–6 with mechanical hold-open device ¹⁾	449165	_____	/each
	TS 5000 EN 2–6 with closing delay	449165	_____	/each
	TS 5000 EN 2–6, T-stop	449165	_____	/each
	TS 5000 Ecline EN 3–5 with slide rail Ecline	449165	_____	/each
	TS 5000 E EN 2–6 with electromechanical hold-open device	449165	_____	/each
	TS 5000 R EN 2–6 with electromechanical hold-open device incl. RSZ	449165	_____	/each
	TS 5000 EFS EN 2–6 hold-open device with compensator function	449165	_____	/each
	TS 5000 RFS EN 2–6 hold-open device with compensator function incl. RSZ	449165	_____	/each
	TS 93 B EN 2–5	449165	_____	/each
	TS 93 B EN 2–5 with locking hold-open function ¹⁾	449165	_____	/each
	TS 93 B EN 5–7	449165	_____	/each
	TS 93 B EMF EN 2–5 with electromechanical hold-open device ¹⁾	449165	_____	/each
	TS 93 B EMR EN 2–5, RMZ integrated	449165	_____	/each
	TS 99 FL EN 2–5 hold-open device with compensator function ¹⁾	449165	_____	/each
	TS 99 FLR/K EN 2–5, RMZ integrated	449165	_____	/each
	<input checked="" type="checkbox"/> Sheet steel multi-function doors			
	Note: Mechanical door leaf selector For double-leaf doors with mechanical door leaf selector: closer – surcharge × 2! (mech. door leaf selector always in silver surface finish!)			

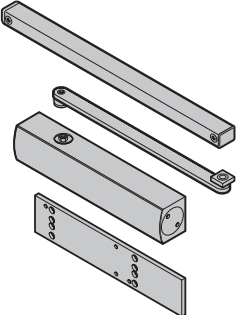


1) Mechanical hold-open devices are not approved for fire-rated and smoke-tight doors

ORDER	Customer no.: _____	Order no.: _____
	Customer name: _____	
	Shipping address: _____	
	Place / date: _____	Stamp and signature _____

10. Door Closers

RAL with slide rail, fitting on closing side

Article	Description	Art. no.	Quantity	€
	TS with slide rail – fitting on closing side		Unit(s)	
	RAL colours			
	TS 5000 L EN 2 – 6	449165	_____	/each
	TS 5000 L EN 2 – 6 with mechanical hold-open device ¹⁾	449165	_____	/each
	TS 5000 L EN 2 – 6 T-stop	449165	_____	/each
	TS 5000 L ECline EN 3 – 5	449165	_____	/each
	TS 5000 L E EN 2 – 6 with electromechanical hold-open device	449165	_____	/each
	TS 5000 L R EN 2 – 6 with electromechanical hold-open device	449165	_____	/each
	TS 93 B EN 2 – 5	449165	_____	/each
	TS 93 B EN 2 – 5 with locking hold-open function ¹⁾	449165	_____	/each
	TS 93 B EN 5 – 7	449165	_____	/each
	TS 93 B EMF EN 2 – 5 with electromechanical hold-open device ¹⁾	449165	_____	/each
	✓ Sheet steel multi-function doors			
	Note: Mechanical door leaf selector For double-leaf doors with mechanical door leaf selector: closer – surcharge × 2! (mech. door leaf selector always in silver surface finish!)			

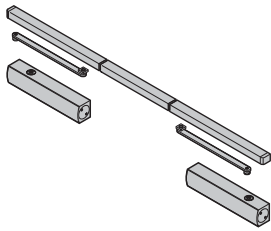
1) Mechanical hold-open devices are not approved for fire-rated and smoke-tight doors

ORDER	Customer no.: _____ Order no.: _____	
	Customer name: _____	
	Shipping address: _____	
	Place / date: _____	Stamp and signature _____

10. Door Closers

With slide rail and integrated door leaf selector, fitting on the opening side

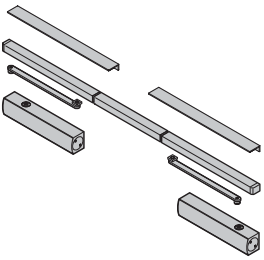
Article	Description	Art. no.	Quantity	€
	TS per leaf with slide rail – Fitting on the opening side		Unit(s)	
	TS 5000/TS 5000 - ISM, slide rail BRB 2000 mm	548667 •	_____	/each
	TS 5000/TS 5000 - ISM, slide rail BRB 2500 mm	548670 •	_____	/each
	TS 5000/TS 5000 - ISM, slide rail BRB 3000 mm	548671 •	_____	/each
	TS 5000 S/TS 5000 S - ISM, slide rail BRB _____ mm	549464 ⌚	_____	/each
	TS 5000/TS 5000 - E ISM, slide rail BRB 2000 mm	548674 •	_____	/each
	TS 5000/TS 5000 - E ISM, slide rail BRB 2500 mm	548677 •	_____	/each
	TS 5000/TS 5000 - E ISM, slide rail BRB 3000 mm	548678 •	_____	/each
	TS 5000/TS 5000 - R ISM, slide rail BRB 2000 mm	548681 •	_____	/each
	TS 5000/TS 5000 - R ISM, slide rail BRB 2500 mm	548684 •	_____	/each
	TS 5000/TS 5000 - R ISM, slide rail BRB 3000 mm	548685 •	_____	/each
	TS 93 B/TS 93 B - GSR, slide rail BRB ≤ 2500 mm	548325 •	_____	/each
	TS 93 B/TS 93 B - GSR, slide rail BRB ≥ 2500 mm	548326 •	_____	/each
	TS 93 B/TS 93 B - GSR, slide rail BRB ≤ 2500 mm with opening limiter	548229 •	_____	/each
	TS 93 B/TS 93 B - GSR EMF 2, slide rail BRB ≤ 2500 mm	548329 •	_____	/each
	TS 93 B/TS 93 B - GSR EMF 2, slide rail BRB ≥ 2500 mm	548330 •	_____	/each
	TS 93 B/TS 93 B - GSR EMR 2, slide rail BRB ≤ 2500 mm	548335 •	_____	/each
	TS 99 FL/TS 93 B - GSR, slide rail BRB ≤ 2500 mm with compensator function	549440 ⌚	_____	/each
	TS 99 FL/TS 93 B EMF - GSR, slide rail BRB ≤ 2500 mm with compensator function	549432 ⌚	_____	/each
	✓ Sheet steel multi-function doors			



ORDER	Customer no.: _____	Order no.: _____
	Customer name: _____	
	Shipping address: _____	
	Place / date: _____	Stamp and signature _____

10. Door Closers


















With slide rail and integrated door leaf selector, fitting on the closing side

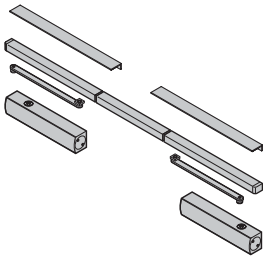
Article	Description	Art. no.	Quantity	€	
	TS per leaf with slide rail – fitting on the closing side Integrated door leaf selector		Unit(s)		
	TS 5000 L/TS 5000 L–L ISM, slide rail BRB _____ mm	548811 •	_____	/each	
	TS 5000 L/TS 5000 L–L E ISM, slide rail BRB _____ mm	548813 •	_____	/each	
	TS 5000 L/TS 5000 L–L R ISM, slide rail BRB _____ mm	548813 •	_____	/each	
	<input checked="" type="checkbox"/> Double-leaf doors without anti-panic function				
	TS 5000 L/TS 5000 L–L ISM, slide rail BRB _____ mm	478019 •	_____	/each	
	<input checked="" type="checkbox"/> Double-leaf doors with anti-panic function				
	TS 93 G/TS 93 G–GSR, slide rail BRB ≤ 2500 mm	548341 •	_____	/each	
	TS 93 G/TS 93 G–GSR, slide rail BRB ≥ 2500 mm	549525 •	_____	/each	
	TS 93 G/TS 93 G–GSR EMF 2, slide rail BRB ≤ 2500 mm	548342 •	_____	/each	
<input checked="" type="checkbox"/> Double-leaf doors					

ORDER	Customer no.: _____	Order no.: _____
	Customer name: _____	
	Shipping address: _____	
	Place / date: _____	Stamp and signature _____

10. Door Closers

Stainless steel with slide rail and integrated door leaf selector


















Article	Description	Art. no.	Quantity	€
	TS per leaf with slide rail – Fitting on the opening side		Unit(s)	
	Stainless steel version			
	TS 5000 ISM EN 2-6	449165 	_____	/each
	TS 5000 E ISM EN 2-6 electromechanical hold-open device	449165 	_____	/each
	TS 5000 R ISM EN 2-6 RMZ integrated	449165 	_____	/each
	TS 5000 ISM EFS	449165 	_____	/each
	TS 5000 R ISM EFS	449165 	_____	/each
	Stainless steel design			
	TS 93 GSR EN 2-5	449165 	_____	/each
	TS 93 GSR EN 5-7	449165 	_____	/each
	TS 93 GSR EMF2 EN 2-5	449165 	_____	/each
	TS 93 GSR EMR2 EN 2-5 RMZ integrated	449165 	_____	/each
	TS 93 GSR EMF2 EN 2-5	449165 	_____	/each
	TS 93 GSR EMR2 EN 2-5 RMZ integrated	449165 	_____	/each
	<input checked="" type="checkbox"/> Sheet steel multi-function doors			
	TS per leaf with slide rail – fitting on the closing side		Unit(s)	
	Stainless steel version			
	TS 5000 L ISM EN 2-6	449165 	_____	/each
	TS 5000 L E ISM EN 2-6	449165 	_____	/each
	TS 5000 L R ISM EN 2-6	449165 	_____	/each
	Stainless steel design			
	TS 93 GSR BG EN 2-5	449165 	_____	/each
	TS 93 GSR BG EN 5-7	449165 	_____	/each
	TS 93 GSR EMF2 BG EN 2-5	449165 	_____	/each
	<input checked="" type="checkbox"/> Sheet steel multi-function doors			

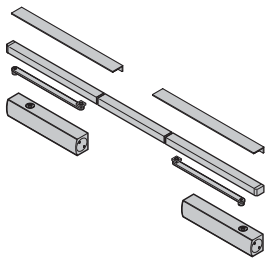


ORDER	Customer no.: _____ Order no.: _____	
	Customer name: _____	
	Shipping address: _____	
	Place / date: _____	Stamp and signature _____

10. Door Closers

RAL colours with slide rail and integrated door leaf selector

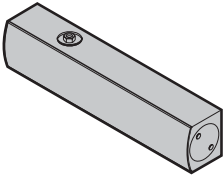
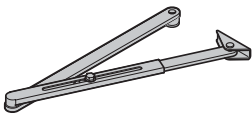
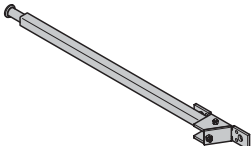
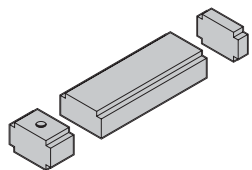
Article	Description	Art. no.	Quantity	€
	TS per leaf with slide rail – Fitting on the opening side		Unit(s)	
	RAL colours			
	TS 5000 ISM EN 2-6	449165 	_____	/each
	TS 5000 E ISM EN 2-6 electromechanical hold-open device	449165 	_____	/each
	TS 5000 R ISM EN 2-6 RMZ integrated	449165 	_____	/each
	TS 5000 ISM EFS	449165 	_____	/each
	TS 5000 R ISM EFS	449165 	_____	/each
	TS 93 GSR EN 2-5	449165 	_____	/each
	TS 93 GSR EN 5-7	449165 	_____	/each
	TS 93 GSR EMF2 EN 2-5	449165 	_____	/each
	TS 93 GSR EMR2 EN 2-5 RMZ integrated	449165 	_____	/each
	TS 93 GSR EMF2 EN 2-5	449165 	_____	/each
	TS 93 GSR EMR2 EN 2-5 RMZ integrated	449165 	_____	/each
	<input checked="" type="checkbox"/> Sheet steel multi-function doors			
	TS per leaf with slide rail – fitting on the closing side		Unit(s)	
	RAL colours			
	TS 5000 L ISM EN 2-6	449165 	_____	/each
	TS 5000 L E ISM EN 2-6	449165 	_____	/each
	TS 5000 L R ISM EN 2-6	449165 	_____	/each
	TS 93 GSR BG EN 2-5	449165 	_____	/each
	TS 93 GSR BG EN 5-7	449165 	_____	/each
	TS 93 GSR EMF2 BG EN 2-5	449165 	_____	/each
	<input checked="" type="checkbox"/> Sheet steel multi-function doors			



ORDER	Customer no.: _____ Order no.: _____	
	Customer name: _____	
	Shipping address: _____	
	Place / date: _____	Stamp and signature _____

10. Door Closers

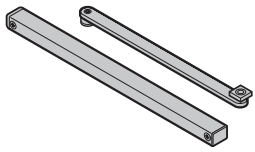

Components

Article	Description	Art. no.	Quantity	€	
	Door closer (without linkage, without slide rail) TS 4000 EN 1 – 6 TS 5000 TS 5000 L TS 5000 ECLine TS 5000 L ECLine TS 93 B EN 2 – 5 TS 93 G EN 2 – 5 <input checked="" type="checkbox"/> Sheet steel multi-function doors	452737 • 454723 • 452745 • 478722 • 478723 • 548372 • 548374 •	Unit(s) _____ _____ _____ _____ _____ _____	/each /each /each /each /each /each	
		Linkage for TS 4000 With crown gearing With mechanical hold-open device <input checked="" type="checkbox"/> Sheet steel multi-function doors	546665 • 452738 •	Unit(s) _____ _____	/each /each
		Mechanical door leaf selector, Basis 2 <input checked="" type="checkbox"/> Sheet steel multi-function doors	478609 •	Unit(s) _____	/each
		Opening angle limit For Dorma slide rail, G N For Dorma slide rail, G SR For GEZE slide rail, TS 5000 <input checked="" type="checkbox"/> Sheet steel multi-function doors	548297 • 548298 • 548021 •	Unit(s) _____ _____ _____	/each /each /each

ORDER	Customer no.: _____	Order no.: _____
	Customer name: _____	
	Shipping address: _____	
	Place / date: _____	Stamp and signature _____

10. Door Closers

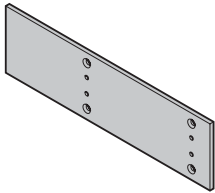
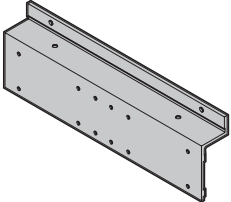
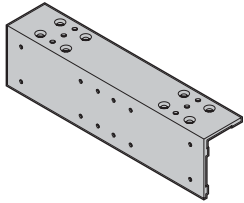
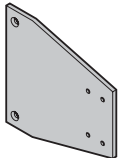
Components

Article	Description	Art. no.	Quantity	€	
	Slide rail with lever Slide rail for TS 5000 on the opening side Slide rail for TS 5000 L on the closing side Slide rail G N, silver, for TS 93 Contur Slide rail for TS 5000 ECline on the opening side Slide rail for TS 5000 L ECline on the closing side E slide rail for TS 5000 on the opening side E slide rail for TS 5000 L on the closing side EMF slide rail, silver, for TS 93 Contur R slide rail for TS 5000 on the opening side EMR slide rail, silver, for TS 93 Contur ✓ Sheet steel multi-function doors	548527 • 548528 • 548376 • 478724 • 478725 • 549530 • 549531 • 548377 • 549532 • 548378 •	Unit(s) _____ _____ _____ _____ _____ _____ _____ _____ _____ _____	/each /each /each /each /each /each /each /each /each /each	
		Slide rail with lever and integrated door leaf selector ISM slide rail for TS 5000 on the opening side L ISM slide rail for TS 5000 on the closing side GSR slide rail VL, silver, for TS 93 Contur E ISM slide rail for TS 5000 on the opening side L E ISM slide rail for TS 5000 L on the closing side GSR EMF 2 slide rail VL, silver, for TS 93 Contur R ISM slide rail for TS 5000 on the opening side GSR EMR 2 slide rail VL, silver, for TS 93 Contur ✓ Sheet steel multi-function doors	549012 • 549300 • 548380 • 549013 • 549301 • 548382 • 549014 • 548385 •	Unit(s) _____ _____ _____ _____ _____ _____ _____ _____	/each /each /each /each /each /each /each /each

ORDER	Customer no.: _____	Order no.: _____
	Customer name: _____	
	Shipping address: _____	
	Place / date: _____	Stamp and signature _____

10. Door Closers


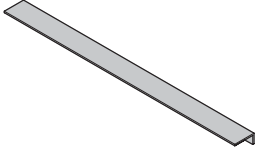
Fitting material

Article	Description	Art. no.	Quantity	€
	<p>Mounting plate with fixing material</p> <p>W40 for HDC 35 W17 for TS 4000/TS 5000 W27 for TS 4000 E</p> <p>✓ Sheet steel multi-function doors</p>	<p>545756 • _____</p> <p>549308 • _____</p> <p>549314 • _____</p>	Unit(s) _____ _____ _____	<p>/each</p> <p>/each</p> <p>/each</p>
	<p>Fitting bracket with fixing material Corner frame</p> <p>W15 for TS 4000 on the closing side W25 for TS 4000 E on the closing side</p> <p>W50 for TS 83/TS 89 on the closing side W55 for TS 73 V on the closing side</p> <p>✓ Sheet steel multi-function doors</p>	<p>549306 • _____</p> <p>549312 • _____</p> <p>549316 • _____</p> <p>549318 • _____</p>	Unit(s) _____ _____ _____ _____	<p>/each</p> <p>/each</p> <p>/each</p> <p>/each</p>
	<p>Fitting bracket with fixing material Profile frame</p> <p>W16 for TS 4000 on the closing side W26 for TS 4000 E on the closing side</p> <p>W51 for TS 83/TS 89 on the closing side W56 for TS 73 V on the closing side</p> <p>✓ Sheet steel multi-function doors</p>	<p>549307 • _____</p> <p>549313 • _____</p> <p>549317 • _____</p> <p>549319 • _____</p>	Unit(s) _____ _____ _____ _____	<p>/each</p> <p>/each</p> <p>/each</p> <p>/each</p>
	<p>Trapezoidal plate with fixing material For retrofitting</p> <p>W63 for TS 4000 on the closing side</p> <p>✓ Sheet steel multi-function doors</p>	<p>549473 • _____</p>	Unit(s) _____	<p>/each</p>

ORDER	Customer no.: _____	Order no.: _____
	Customer name: _____	
	Shipping address: _____	
	Place / date: _____	Stamp and signature _____

10. Door Closers

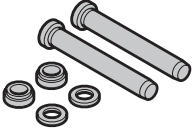


Fitting material

Article	Description	Art. no.	Quantity	€
	Lintel spacer for door closer fitting W30 for TS 5000 L W65 for TS 5000 L-E	549315 • 549543 •	Unit(s) _____ _____	/each /each
	W62 for TS 93 G W62 for TS 93 G EMF ✓ Single-leaf sheet steel multi-function doors	549472 • 548300 •	_____ _____	/each /each
	Lintel spacer for door closer fitting W69 for TS 5000 L ISM / GEZE TS 5000 L E ISM W70 for TS 93 G GSR / Dorma TS 93 G GSR EMF ✓ Double-leaf sheet steel multi-function doors	549018 • 547535 •	Unit(s) _____ _____	/each /each

ORDER	Customer no.: _____		Order no.: _____	
	Customer name: _____			
	Shipping address: _____			
	Place / date: _____		Stamp and signature _____	

11. Hinge Parts

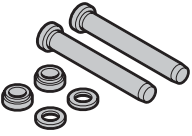

Galvanized hinges with fitting material for frame assembly for single-leaf doors

Article	Description	Art. no.	Quantity	€
	Bolt set with 2 hinge bolts, 2 ball-bearings B1 ✓ FS, RS, SI RC2 – RC3, MZ	547570	• _____ Unit(s)	/each
	B3 ✓ SI RC4	547572	• _____ Unit(s)	/each
	B4 with screws 5.3 × 56 for prefabricated wall B5 with screws 5.3 × 80 for prefabricated wall ✓ FS, RS, MZ	548686 548687	• _____ • _____ Unit(s)	/each /each
	Bolt set with 3 hinge bolts, 3 ball-bearings B6 ✓ FS, RS, SI RC2 – RC3, MZ	548688	• _____ Unit(s)	/each
	B9 ✓ SI RC4	548808	• _____ Unit(s)	/each
	B7 with screws 5.3 × 56 for prefabricated wall B8 with screws 5.3 × 80 for prefabricated wall ✓ FS, RS, MZ	548806 548807	• _____ • _____ Unit(s)	/each /each
	Bolt set with 1 hinge bolt, 1 spring hinge bolt, 2 ball-bearings B2 ✓ FS, SI RC2 – RC3, MZ version	547571	• _____ Unit(s)	/each

ORDER	Customer no.: _____	Order no.: _____
	Customer name: _____	
	Shipping address: _____	
	Place / date: _____	Stamp and signature _____

11. Hinge Parts

Galvanized 3-way hinges with fitting material for frame assembly for single-leaf doors

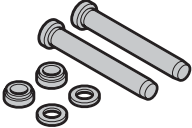

Article	Description	Art. no.	Quantity	€
	Bolt set with 2 hinge bolts, 2 ball-bearings B41 ✓ FS, RS, MZ	457860	• _____ Unit(s)	/each
	B53 ✓ HS75 / H16S	478031	• _____	/each
	B61 ✓ FS-Si doors, SI doors up to RC3	458010	• _____	/each
	Bolt set with 3 hinge bolts, 3 ball-bearings B42 ✓ FS, RS, MZ	457861	• _____ Unit(s)	/each
	B54 ✓ HS75 / H16S	478032	• _____	/each
	B62 ✓ FS-Si doors, SI doors up to RC3	458011	• _____	/each

Galvanized hinge version

ORDER	Customer no.: _____	Order no.: _____
	Customer name: _____	
	Shipping address: _____	
	Place / date: _____	Stamp and signature _____

11. Hinge Parts

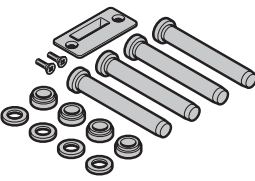
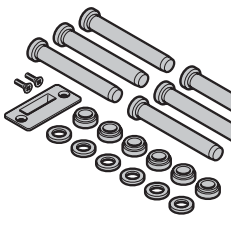

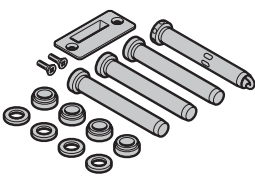
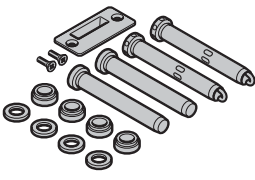
Stainless steel 3-way hinges with fitting material for frame assembly for single-leaf doors

Article	Description	Art. no.	Quantity	€
	Bolt set with 2 hinge bolts, 2 ball-bearings, 2 frame hinge parts E7 ✓ FS, RS, MZ	478033	• Unit(s) _____	/each
	Bolt set with 3 hinge bolts, 3 ball-bearings, 3 frame hinge parts E8 ✓ FS, RS, MZ	478034	• Unit(s) _____	/each

ORDER	Customer no.: _____ Order no.: _____	
	Customer name: _____	
	Shipping address: _____	
	Place / date: _____	Stamp and signature _____

11. Hinge Parts

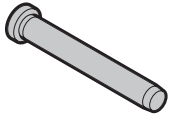
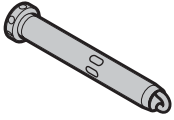

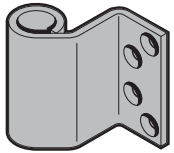
Galvanized hinges with fitting material for frame assembly for double-leaf doors

Article	Description	Art. no.	Quantity	€
	Bolt set with 4 hinge bolts, 4 ball-bearings, floor trough M1 ✓ FS, RS, MZ	547622	• _____ Unit(s)	/each
	M4 ✓ SI	547625	• _____	/each
	M6 with dry wall screws 5.3 × 56 M7 with dry wall screws 5.3 × 80 ✓ FS, RS, MZ	548818 548819	• _____ • _____	/each /each
	Bolt set with 6 hinge bolts, 6 ball-bearings, floor trough M3 ✓ FS, RS, MZ	547624	• _____ Unit(s)	/each
	Bolt set with 6 hinge bolts, 6 ball-bearings, floor trough M8 with dry wall screws 5.3 × 56 ✓ FS, RS, MZ	549030	• _____ Unit(s)	/each
	Bolt set with 3 hinge bolts, 1 spring hinge bolt, 4 ball-bearings, floor trough M2 ✓ H_30B, H_60D_H_90D	547623	• _____ Unit(s)	/each
	Bolt set with 2 hinge bolts, 2 spring hinge bolts, 4 ball-bearings, floor trough M5 ✓ H_30B, H_60D_H_90D	548809	• _____ Unit(s)	/each

ORDER	Customer no.: _____	Order no.: _____
	Customer name: _____	
	Shipping address: _____	
	Place / date: _____	Stamp and signature _____

11. Hinge Parts

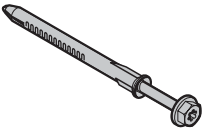
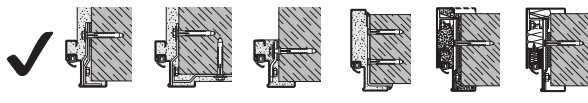
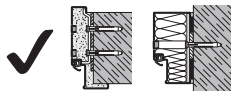
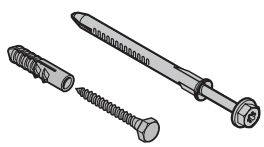
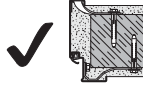
Individual parts

Article	Description	Art. no.	Quantity	€
	Construction hinge bolt FH 615 – 20, galvanized KO 621 – 5, stainless steel ✓ Sheet steel multi-function doors	547585 • _____	Unit(s)	/each
		457942 • _____		/each
	Spring hinge bolt FH 615 – 20, galvanized ✓ Sheet steel multi-function doors	547584 • _____	Unit(s)	/each
	Ball-bearing for hinge bolts FH 615 DLG 19/ 130, galvanized FH 615 DLG 19/ 300, galvanized KO 621 – 3 DLG 14/ 100, stainless steel ✓ Sheet steel multi-function doors	547586 • _____	Unit(s)	/each
		547587 • _____		/each
		457936 • _____		/each
	Leaf part to screw KO/FE 615/20 K, top KO/FE 615/20 L, bottom ✓ OD doors	479401 • _____	Unit(s)	/each
		479402 • _____		/each

ORDER	Customer no.: _____	Order no.: _____
	Customer name: _____	
	Shipping address: _____	
	Place / date: _____	Stamp and signature _____

12. Fitting Material


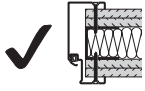
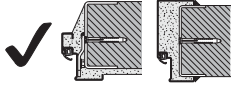
Plugs / screws, fitting to concrete walls, brickwork

Article	Description	Art. no.	Quantity	€
	<p>Plug and screw set – Fitting to concrete walls, brickwork Hexagon screws with internal torx, plugs 10 × 80 mm</p> <p>D31 (with 4) D32 (with 6) D33 (with 8) D34 (with 10) D72 (with 100)</p> 	547513 • 547514 • 547515 • 547516 • 549020 •	Unit(s) _____ _____ _____ _____ _____	/each /each /each /each /each
	<p>Plug and screw set – Fitting to concrete walls, brickwork Hexagon screws with internal torx, plugs 10 × 80 mm</p> <p>D12 (with 6) D13 (with 8) D14 (with 10) D71 (with 100)</p> 	547518 • 547519 • 547520 • 549019 •	Unit(s) _____ _____ _____ _____	/each /each /each /each
	<p>Plug and screw set – Fitting to concrete walls, brickwork Hexagon screws with internal torx, plugs 10 × 80 mm, woodscrews and plugs F 6</p> <p>D22 (with 6 each) D23 (with 8 each) D24 (with 10 each)</p> 	547526 • 547527 • 547528 •	Unit(s) _____ _____ _____	/each /each /each

ORDER	Customer no.: _____	Order no.: _____
	Customer name: _____	
	Shipping address: _____	
	Place / date: _____	Stamp and signature _____

12. Fitting Material

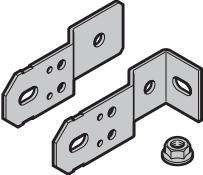
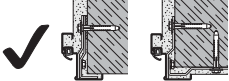
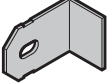
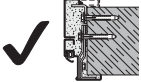
Plugs / screws, fitting to prefabricated walls, gas concrete

Article	Description	Art. no.	Quantity	€
	Accessories – Fitting to F90 A prefabricated walls 24 drilling screws, 4 cylinder screws D62 Drilling screw 5.3 × 56 mm D63 Drilling screw 5.3 × 80 mm 	457921 • 457923 •	Unit(s) _____ _____	/each /each
	GB plug and screw set – Fitting to gas concrete Countersunk head screws with internal torx, plugs 10 × 100 mm D52 (with 6) D53 (with 8) D54 (with 10) D73 (with 100) 	548782 • 548783 • 548784 • 549021 •	Unit(s) _____ _____ _____ _____	/each /each /each /each

ORDER	Customer no.: _____	Order no.: _____
	Customer name: _____	
	Shipping address: _____	
	Place / date: _____	Stamp and signature _____

12. Fitting Material

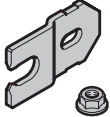
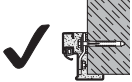
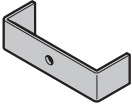
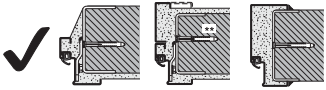
Corner frame / counter frame fitting

Article	Description	Art. no.	Quantity	€	
	Brackets and spacers – Fitting to brickwork, concrete walls		Unit(s)		
	S61	Frame rebate depth 46 mm (4 brackets)	549521 • _____	/each	
	S62	Frame rebate depth 56 mm (4 brackets)	549522 • _____	/each	
	S63	Frame rebate depth 66 mm (4 brackets)	549523 • _____	/each	
	S11	Frame rebate depth 46 mm (12 brackets)	548689 • _____	/each	
	S12	Frame rebate depth 56 mm (12 brackets)	548691 • _____	/each	
	S13	Frame rebate depth 66 mm (12 brackets)	548693 • _____	/each	
	S14	Frame rebate depth 46 mm (16 brackets)	548690 • _____	/each	
	S15	Frame rebate depth 56 mm (16 brackets)	548692 • _____	/each	
	S16	Frame rebate depth 66 mm (16 brackets)	548694 • _____	/each	
					
		Retaining angle – Fitting to brickwork / concrete walls		Unit(s)	
Z52		For counter frame (with 8) Incl. fitting material for frame assembly	548744 • _____	/each	
					

ORDER	Customer no.: _____ Order no.: _____	
	Customer name: _____	
	Shipping address: _____	
	Place / date: _____	Stamp and signature _____

12. Fitting Material

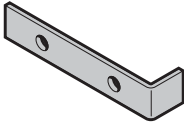
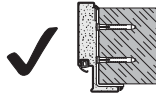
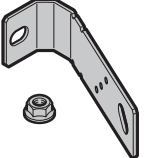
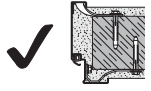


Corner frame fitting

Article	Description	Art. no.	Quantity	€
	Brackets / spacers – Fitting to brickwork, concrete walls			
	V61	Frame rebate depth 46 mm, (2 brackets)	549518 •	_____ /each
	V62	Frame rebate depth 56 mm, (2 brackets)	549519 •	_____ /each
	V63	Frame rebate depth 66 mm, (2 brackets)	549520 •	_____ /each
	V11	Frame rebate depth 46 mm, (6 brackets)	547632 •	_____ /each
	V13	Frame rebate depth 66 mm, (6 brackets)	547634 •	_____ /each
	V14	Frame rebate depth 46 mm, (8 brackets)	547635 •	_____ /each
	V15	Frame rebate depth 56 mm, (8 brackets)	547636 •	_____ /each
	V16	Frame rebate depth 66 mm, (8 brackets)	547637 •	_____ /each
				
	Anchor bracket set – Gas concrete wall			
	MW 150, 175, 200, 240, 250 mm, (6 ×)	For MW _____	548769 ⌚	_____ /each
	Special wall width, (6 ×)	For MW _____	548735 ⌚	_____ /each
	MW 150, 175, 200, 240, 250 mm, (8 ×)	For MW _____	548769 ⌚	_____ /each
	Special wall width, (8 ×)	For MW _____	548735 ⌚	_____ /each
				

ORDER	Customer no.: _____		Order no.: _____	
	Customer name: _____			
	Shipping address: _____			
	Place / date: _____		Stamp and signature _____	

12. Fitting Material

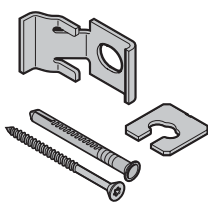

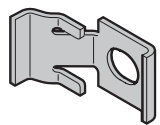

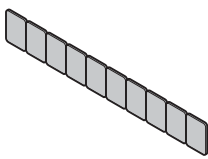

Profile frame fitting, block frame fitting

Article	Description	Art. no.	Quantity	€
	Support bracket – Fitting to brickwork / concrete walls		Unit(s)	
	S71	Up to MW 205 mm, (6 x)	457412 • _____	/each
	S72	Up to MW 205 mm, (8 x)	457413 • _____	/each
	S75	Over MW 205 mm, (6 x)	457414 • _____	/each
	S76	Over MW 205 mm, (8 x)	457415 • _____	/each
				
	Fixing brackets – Fitting to brickwork		Unit(s)	
	U12	(6 x)	548696 • _____	/each
	U13	(8 x)	548697 • _____	/each
				
	Accessory bag, cover caps		Unit(s)	
	A41	Ø 18.5 mm, (14 x)	457368 • _____	/each
				

ORDER	Customer no.: _____ Order no.: _____	
	Customer name: _____	
	Shipping address: _____	
	Place / date: _____	Stamp and signature _____

12. Fitting Material

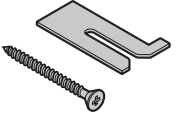
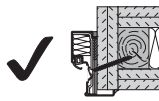
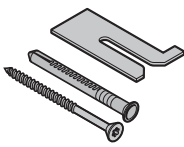

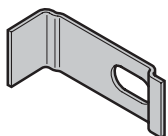
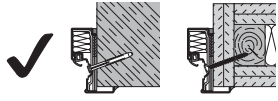
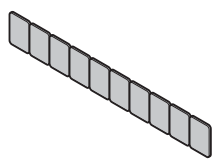

Corner frame fitting with diagonal fixing

Article	Description	Art. no.	Quantity	€
	<p>Accessories for brickwork / concrete</p> <p>S800 Support dowels (10 x), spacers, countersunk head screws and plugs (10 x), cover sheet</p> 	478048 •	Unit(s) _____	/each
	<p>Support dowel set</p> <p>S80 Support dowels (10 x)</p> 	478056 •	Set _____	/set
	<p>Accessory bag, cover plates Corner frame and profile frame with diagonal fixing</p> <p>A51 10 plates each for frame rebate depth 46 mm / 56 mm</p> 	478059 •	Unit(s) _____	/each

ORDER	Customer no.: _____		Order no.: _____	
	Customer name: _____			
	Shipping address: _____			
	Place / date: _____		Stamp and signature _____	

12. Fitting Material

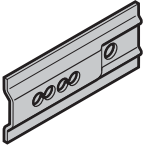

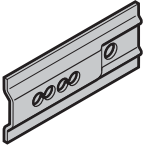
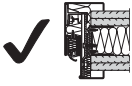
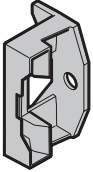
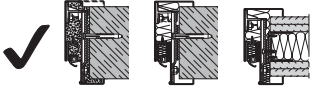
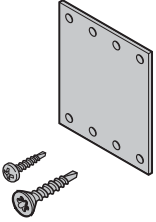

DryFix frame fitting

Article	Description	Art. no.	Quantity	€
	<p>Accessories for prefabricated wall F90 B</p> <p>Z61 Wood screws (10 x), cover sheet, spacers</p> 	457623 •	Unit(s) _____	/each
	<p>Accessories for brickwork / concrete</p> <p>Z64 Countersunk head screws and plugs (10 x), cover sheet, spacers</p> 	457610 •	Unit(s) _____	/each
	<p>Support dowel set</p> <p>S900 For frame rebate depth 46 mm / 56 mm (10 x)</p> 	478057 ⌚	Set _____	/set
	<p>Accessory bag, cover plates</p> <p>DryFix frame</p> <p>A51 10 plates each for frame rebate depth 46 mm / 56 mm</p> 	478059 •	Unit(s) _____	/each

ORDER	Customer no.: _____ Order no.: _____	
	Customer name: _____	
	Shipping address: _____	
	Place / date: _____	Stamp and signature _____

12. Fitting Material

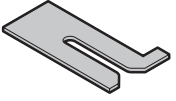
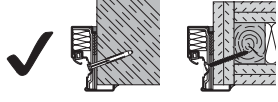
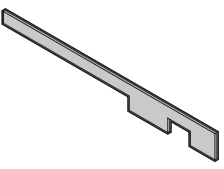
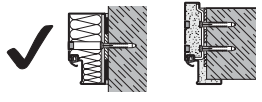
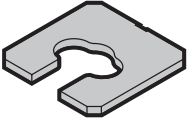
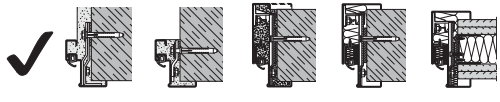
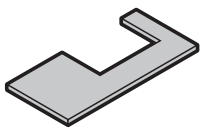

Double-shell profile frame fitting

Article	Description	Art. no.	Quantity	€
	<p>Trapezoidal anchor – Fitting to brickwork / concrete walls</p> <p>Up to MW 270, 1 trapezoidal anchor for MW _____ (1 x)</p> <p>Up to MW 450, 1 trapezoidal anchor for MW _____ (1 x)</p> <p>✓ </p>	457608 • _____	Unit(s)	/each
		457608 • _____		/each
	<p>Trapezoidal anchor – Fitting to F90 A partition walls</p> <p>For MW _____ (1 x)</p> <p>✓ </p>	500013 • _____	Unit(s)	/each
	<p>Retaining angle for trapezoidal anchor</p> <p>Z45 (4 x)</p> <p>Z46 (6 x)</p> <p>Z47 (8 x)</p> <p>✓ </p>	479236 • _____ 479237 • _____ 479238 • _____	Unit(s)	/each /each /each
	<p>Accessories – Fitting to F90 A partition walls</p> <p>Z42</p> <p>Drilling screw (6 x), self-tapping screw (24 x), fitting plate (6 x)</p> <p>✓ </p>	478055 • _____	Unit(s)	/each

ORDER	Customer no.: _____	Order no.: _____
	Customer name: _____	
	Shipping address: _____	
	Place / date: _____	Stamp and signature _____

12. Fitting Material

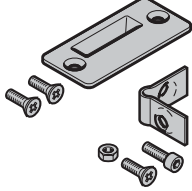
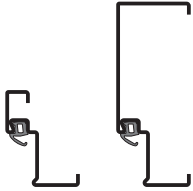

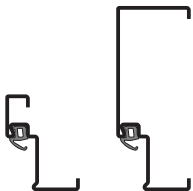
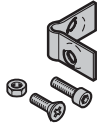

Spacers

Article	Description	Art. no.	Quantity	€
	Self-tensioning spacers – DryFix frames F150 (30 x) F151 (50 x) F152 (100 x)	457820 • 457821 • 457822 •	Unit(s) _____ _____ _____	/each /each /each
				
	Spacers – Block frames, profile frames F20 MW ≤ 205, 8 x F30 MW > 205 and ≤ 270, 8 x F40 MW > 270, 8 x F21 MW ≤ 205, 24 x F31 MW > 205 and ≤ 270, 24 x F41 MW > 270, 24 x	549691 • 549692 • 549693 • 457365 • 457366 • 457367 •	Unit(s) _____ _____ _____ _____ _____ _____	/each /each /each /each /each /each
				
	Spacers – Corner frames, profile frames, double-shell, MW < 145 F11 (50 x) F12 (200 x)	548957 • 548958 •	Unit(s) _____ _____	/each /each
				
	Spacers – Profile frames, double-shell, MW ≥ 145 F100 (30 x) F110 (100 x)	457486 • 457487 •	Unit(s) _____ _____	/each /each
				

ORDER	Customer no.: _____	Order no.: _____
	Customer name: _____	
	Shipping address: _____	
	Place / date: _____	Stamp and signature _____

12. Fitting Material

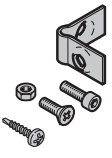
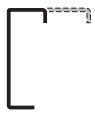
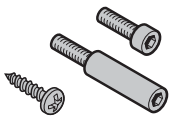



Frame assembly

Article	Description	Art. no.	Quantity	€
	<p>Accessory pack – Corner frame, profile frame</p>  <p>M10 Fitting set with floor trough With corner brackets, nuts, countersunk head screws, cylinder screws with hexagon socket</p> <p>✓ Double-leaf sheet steel multi-function doors</p>	549044 •	Unit(s) _____	/each
	<p>Accessory pack – Corner frame, profile frame</p>  <p>M11 Fitting set with bottom bush With corner brackets, nuts, countersunk head screws, cylinder screws with hexagon socket</p> <p>✓ SI version</p>	478060 •	Unit(s) _____	/each
	<p>Accessory pack – Counter frame</p>  <p>Z50 With corner brackets, nuts, countersunk head screws, cylinder screws with hexagon socket</p> <p>✓ Sheet steel multi-function doors</p>	548739 •	Unit(s) _____	/each

ORDER	Customer no.: _____	Order no.: _____
	Customer name: _____	
	Shipping address: _____	
	Place / date: _____	Stamp and signature _____

12. Fitting Material

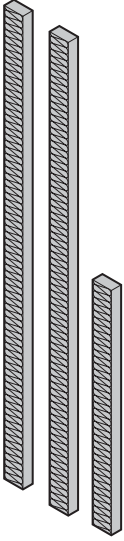
Frame assembly

Article	Description	Art. no.	Quantity	€
	<p>Accessory pack – Counter frame</p>  <p>Z51 Fitting material for assembling corner frame with counter frame With corner brackets, nuts, countersunk head screws, cylinder screws with hexagon socket, countersunk drilling screw</p> <p>✓ Sheet steel multi-function doors</p>	548740 •	Unit(s) _____	/each
	<p>Accessory pack – Profile frame B73, block frame type 1</p>  <p>D65</p> <p>With cylinder screws, screws with extended collar, self-tapping screws</p> <p>✓ Sheet steel multi-function doors</p>	478090 •	Unit(s) _____	/each
	<p>Accessory pack – Double-shell profile frame</p>  <p>Z40</p> <p>With cylinder screws (for assembly of the counter frame), drilling screws (for assembly of the corner frame with counter frame), hex nuts (for fitting the trapezoidal anchor on the corner frame)</p> <p>✓ H3, RS55, D45, D55</p>	457488 •	Unit(s) _____	/each

ORDER	Customer no.: _____	Order no.: _____
	Customer name: _____	
	Shipping address: _____	
	Place / date: _____	Stamp and signature _____

13. Frame Infill

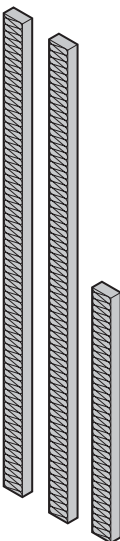
With mineral wool, profile frame B73 for partition walls

Article	Description	Art. no.	Quantity	€	
	Mineral wool strip set		Unit(s)		
	Frame rebate depth 46 mm				
	MW 102	548708	<input type="text"/>	/each	
	MW 127	548709	<input type="text"/>	/each	
	MW 152	548710	<input type="text"/>	/each	
	Special MW _____ mm	548711	<input type="text"/>	/each	
	✓ H3 D, H3 thick rebate, RS 55 thick rebate, D55 thick rebate				
	Frame rebate depth 56 mm				
	MW 102	548712	<input type="text"/>	/each	
	MW 127	548713	<input type="text"/>	/each	
	MW 152	548714	<input type="text"/>	/each	
	Special MW _____ mm	548715	<input type="text"/>	/each	
	✓ H3 OD thick rebate, H3 thin rebate, RS 55 thin rebate, D55 thin rebate				
	Frame rebate depth 66 mm				
	Special MW _____ mm	548520	<input type="text"/>	/each	
✓ H3 OD thin rebate, D65					

ORDER	Customer no.: _____	Order no.: _____
	Customer name: _____	
	Shipping address: _____	
	Place / date: _____	Stamp and signature _____

13. Frame Infill

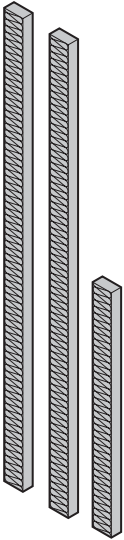








With mineral wool, block frame type 1

Article	Description	Art. no.	Quantity	€
	Mineral wool strip set Frame rebate depth 46 mm MW 100 Special MW _____ mm <input checked="" type="checkbox"/> H3 D, H3 thick rebate, RS 55 thick rebate, D55 thick rebate Frame rebate depth 56 mm MW 100 Special MW _____ mm <input checked="" type="checkbox"/> H3 OD thick rebate, H3 thin rebate, RS 55 thin rebate, D55 thin rebate Frame rebate depth 66 mm MW 100 Special MW _____ mm <input checked="" type="checkbox"/> H3 OD thin rebate, D65	 548704 548705 548706 548707 548316 548316	Unit(s) _____ _____ _____ _____ _____ _____	 /each /each /each /each /each /each

ORDER	Customer no.: _____	Order no.: _____
	Customer name: _____	
	Shipping address: _____	
	Place / date: _____	Stamp and signature _____

13. Frame Infill

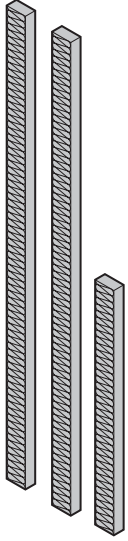
With mineral wool, corner frame and counter frame

Article	Description	Art. no.	Quantity	€	
	Mineral wool strip set		Unit(s)		
	Frame rebate depth 46 mm				
	Up to MW 270 for single-leaf doors	478875		_____	/each
	Up to MW 450 for single-leaf doors	478875		_____	/each
	Up to MW 270 for double-leaf doors	478875		_____	/each
	Up to MW 450 for double-leaf doors	478875		_____	/each
	✓ H3 thick rebate, RS 55 thick rebate, D45, D55 thick rebate				
	Frame rebate depth 56 mm				
	Up to MW 270 for single-leaf doors	478876		_____	/each
	Up to MW 450 for single-leaf doors	478876		_____	/each
	Up to MW 270 for double-leaf doors	478876		_____	/each
	Up to MW 450 for double-leaf doors	478876		_____	/each
✓ H3 thin rebate, RS 55 thin rebate, D55 thin rebate					

ORDER	Customer no.: _____	Order no.: _____
	Customer name: _____	
	Shipping address: _____	
	Place / date: _____	Stamp and signature _____

13. Frame Infill

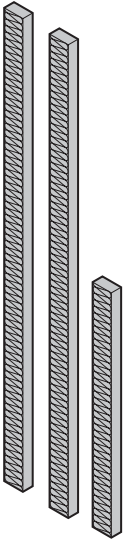
With mineral wool, profile frame

Article	Description	Art. no.	Quantity	€
	Mineral wool strip set Frame rebate depth 46 mm Up to MW 270 for single-leaf doors Up to MW 450 for single-leaf doors Up to MW 270 for double-leaf doors Up to MW 450 for double-leaf doors <input checked="" type="checkbox"/> H3 thick rebate, RS 55 thick rebate, D45, D55 thick rebate Frame rebate depth 56 mm Up to MW 270 for single-leaf doors Up to MW 450 for single-leaf doors Up to MW 270 for double-leaf doors Up to MW 450 for double-leaf doors <input checked="" type="checkbox"/> H3 thin rebate, RS 55 thin rebate, D55 thin rebate Frame rebate depth 66 mm Up to MW 270 for single-leaf doors Up to MW 450 for single-leaf doors Up to MW 270 for double-leaf doors Up to MW 450 for double-leaf doors <input checked="" type="checkbox"/> H3 thin rebate, RS 55 thin rebate, D55 thin rebate	 478869 478869 478869 478869 478870 478870 478870 478870 478871 478871 478871 478871	Unit(s) _____ _____ _____ _____ _____ _____ _____ _____ _____ _____ _____ _____	 /each /each /each /each /each /each /each /each /each /each /each /each

ORDER	Customer no.: _____	Order no.: _____
	Customer name: _____	
	Shipping address: _____	
	Place / date: _____	Stamp and signature _____

13. Frame Infill

With mineral wool, double-shell profile frame (frame depth 76 mm)

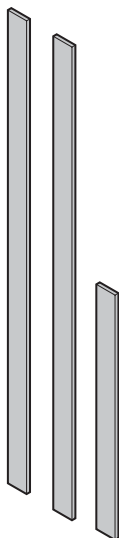
Article	Description	Art. no.	Quantity	€
	Mineral wool strip set		Unit(s)	
	Frame rebate depth 46 mm			
	Up to MW 270 for single-leaf doors	457951	<input type="checkbox"/>	_____ /each
	Up to MW 450 for single-leaf doors	457951	<input type="checkbox"/>	_____ /each
	Up to MW 270 for double-leaf doors	457951	<input type="checkbox"/>	_____ /each
	Up to MW 450 for double-leaf doors	457951	<input type="checkbox"/>	_____ /each
	✓ H3 thick rebate, RS 55 thick rebate, D45, D55 thick rebate			
	Frame rebate depth 56 mm			
	Up to MW 270 for single-leaf doors	457952	<input type="checkbox"/>	_____ /each
	Up to MW 450 for single-leaf doors	457952	<input type="checkbox"/>	_____ /each
Up to MW 270 for double-leaf doors	457952	<input type="checkbox"/>	_____ /each	
Up to MW 450 for double-leaf doors	457952	<input type="checkbox"/>	_____ /each	
✓ H3 thin rebate, RS 55 thin rebate, D55 thin rebate				

ORDER	Customer no.: _____	Order no.: _____
	Customer name: _____	
	Shipping address: _____	
	Place / date: _____	Stamp and signature _____

13. Frame Infill

With gypsum board, profile frame B73 for partition walls

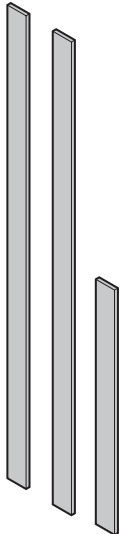






Article	Description	Art. no.	Quantity	€
	Fitting kit GKB strips		Unit(s)	
	Frame rebate depth 46 mm			
	MW 100	548965	_____	/each
	MW 125	548966	_____	/each
	MW 150	548967	_____	/each
	Special MW _____ mm	548968	_____	/each
	<input checked="" type="checkbox"/> H3 D, H3 thick rebate, RS 55 thick rebate, D55 thick rebate			
	Frame rebate depth 56 mm			
	MW 100	548969	_____	/each
	MW 125	548970	_____	/each
	MW 150	548971	_____	/each
	Special MW _____ mm	548972	_____	/each
	<input checked="" type="checkbox"/> H3 thin rebate, RS 55 thin rebate, D55 thin rebate			
	Frame rebate depth 66 mm			
	MW 100	548973	_____	/each
	MW 125	548973	_____	/each
	MW 150	548973	_____	/each
	Special MW _____ mm	548973	_____	/each
	<input checked="" type="checkbox"/> H3G, D65			
	Frame rebate depth 56 mm			
	MW _____ mm (≤ 150 mm)	478193	_____	/each
	MW _____ mm (> 150 mm)	478193	_____	/each
	<input checked="" type="checkbox"/> H3 OD thick rebate, H6 thick rebate, H16 thick rebate			
	Frame rebate depth 66 mm			
	MW _____ mm (≤ 150 mm)	478087	_____	/each
	MW _____ mm (> 150 mm)	478087	_____	/each
	<input checked="" type="checkbox"/> H3 OD thin rebate, H6 thin rebate, H16 thin rebate			



ORDER	Customer no.: _____	Order no.: _____
	Customer name: _____	
	Shipping address: _____	
	Place / date: _____	Stamp and signature _____

13. Frame Infill

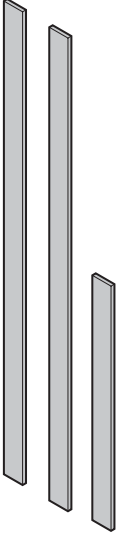
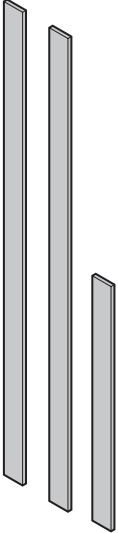
With gypsum board, block frame type 1

Article	Description	Art. no.	Quantity	€	
	Fitting kit GKB strips		Unit(s)		
	Frame rebate depth 46 mm				
	MW 100	548724		_____	/each
	Special MW _____ mm	548724		_____	/each
	✓ H3D, H3 thick rebate, RS55 thick rebate, D45, D55 thick rebate				
	Frame rebate depth 56 mm				
	MW 100	548725		_____	/each
	Special MW _____ mm	548725		_____	/each
	✓ H3 thin rebate, RS 55 thin rebate, D55 thin rebate, H6, H16 thick rebate, H3 OD thin rebate				
	Frame rebate depth 66 mm				
	MW 100	548726		_____	/each
	Special MW _____ mm	548726		_____	/each
✓ H3 OD thin rebate, H6, H16 thin rebate, D65					

ORDER	Customer no.: _____		Order no.: _____	
	Customer name: _____			
	Shipping address: _____			
	Place / date: _____		Stamp and signature _____	

13. Frame Infill

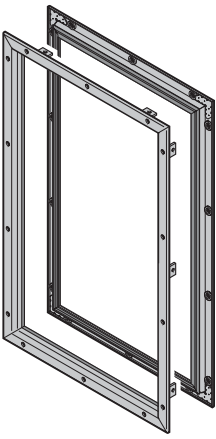
With gypsum board, corner frame with counter frame

Article	Description	Art. no.	Quantity	€
	Fitting kit GKB strips Frame rebate depth 46 mm Special MW _____ mm ✓ H3D, H3 thick rebate, RS55 thick rebate, D45, D55 thick rebate	478353	Unit(s) _____	/each
	Frame rebate depth 56 mm Special MW _____ mm ✓ H3 thin rebate, RS 55 thin rebate, D55 thin rebate	478354	Unit(s) _____	/each
	Frame rebate depth 66 mm Special MW _____ mm ✓ H3 OD thin rebate, H3G-1	548461	Unit(s) _____	/each
	Fitting kit GKB strips Frame rebate depth 56 mm Special MW _____ mm ✓ T60 doors, T90 doors	478364	Unit(s) _____	/each
	Frame rebate depth 66 mm Special MW _____ mm ✓ H3 OD thin rebate, T60 doors, T90 doors	478127	Unit(s) _____	/each

ORDER	Customer no.: _____	Order no.: _____
	Customer name: _____	
	Shipping address: _____	
	Place / date: _____	Stamp and signature _____

14. Glazing Frames

Rectangular glazing, steel

Article	Description	Art. no.	Quantity	€
	Set of galvanized and primed steel glazing frames		Set	
	Clear view			
	215 mm x 385 mm	546245	_____	/set
	340 mm x 385 mm	546245	_____	/set
	465 mm x 385 mm	546245	_____	/set
	528 mm x 385 mm	546245	_____	/set
	590 mm x 385 mm	546245	_____	/set
	715 mm x 385 mm	546245	_____	/set
	215 mm x 635 mm	546245	_____	/set
	340 mm x 635 mm	546245	_____	/set
	465 mm x 635 mm	546245	_____	/set
	528 mm x 635 mm	546245	_____	/set
	590 mm x 635 mm	546245	_____	/set
	715 mm x 635 mm	546245	_____	/set
	140 mm x 815 mm	546245	_____	/set
	215 mm x 815 mm	546245	_____	/set
	340 mm x 815 mm	546245	_____	/set
	465 mm x 815 mm	546245	_____	/set
	528 mm x 815 mm	546245	_____	/set
	590 mm x 815 mm	546245	_____	/set
	715 mm x 815 mm	546245	_____	/set
Special Width: _____ mm x height: _____ mm	546245	_____	/set	
<input checked="" type="checkbox"/> Sheet steel multi-function doors				

Ordering information:
(please specify additionally)

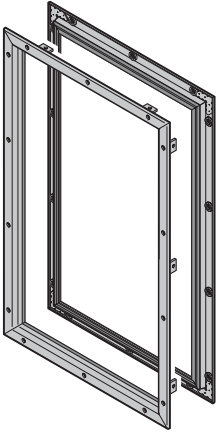
Door variant: _____

Glass version / thickness: _____

ORDER	Customer no.: _____	Order no.: _____
	Customer name: _____	
	Shipping address: _____	
	Place / date: _____	Stamp and signature _____

14. Glazing Frames

Rectangular glazing, stainless steel

Article	Description	Art. no.	Quantity	€
	Set of stainless steel glazing frames		Set	
	Clear view			
	215 mm × 385 mm	547016	_____	/set
	340 mm × 385 mm	547016	_____	/set
	465 mm × 385 mm	547016	_____	/set
	528 mm × 385 mm	547016	_____	/set
	590 mm × 385 mm	547016	_____	/set
	715 mm × 385 mm	547016	_____	/set
	215 mm × 635 mm	547016	_____	/set
	340 mm × 635 mm	547016	_____	/set
	465 mm × 635 mm	547016	_____	/set
	528 mm × 635 mm	547016	_____	/set
	590 mm × 635 mm	547016	_____	/set
	715 mm × 635 mm	547016	_____	/set
	140 mm × 815 mm	547016	_____	/set
	215 mm × 815 mm	547016	_____	/set
	340 mm × 815 mm	547016	_____	/set
	465 mm × 815 mm	547016	_____	/set
	528 mm × 815 mm	547016	_____	/set
	590 mm × 815 mm	547016	_____	/set
	715 mm × 815 mm	547016	_____	/set
Special Width: _____ mm × height: _____ mm	547016	_____	/set	
<input checked="" type="checkbox"/> Sheet steel multi-function doors				

Ordering information:
(please specify additionally)


Door variant: _____

Glass version / thickness: _____

ORDER	Customer no.: _____	Order no.: _____
	Customer name: _____	
	Shipping address: _____	
	Place / date: _____	Stamp and signature _____

14. Glazing Frames

Round glazing, steel

Article	Description	Art. no.	Quantity	€
	Set of galvanized and primed steel glazing frames		Set	
	Clear view			
	Profile height 10.5 mm			
	Ø 300 mm	546957	<input type="text"/>	/set
	Ø 400 mm	546957	<input type="text"/>	/set
	Ø 500 mm	546957	<input type="text"/>	/set
	Profile height 15.5 mm			
	Ø 300 mm	454449	<input type="text"/>	/set
	Ø 400 mm	454449	<input type="text"/>	/set
	Ø 500 mm	454449	<input type="text"/>	/set
	Profile height 20.5 mm			
	Ø 300 mm	454448	<input type="text"/>	/set
	Ø 400 mm	454448	<input type="text"/>	/set
	Ø 500 mm	454448	<input type="text"/>	/set
	Profile height 25.5 mm			
	Ø 300 mm	548703	<input type="text"/>	/set
Ø 400 mm	548703	<input type="text"/>	/set	
Ø 500 mm	548703	<input type="text"/>	/set	
	✓ See table			

Ordering information:

(please specify additionally)

Door variant: _____

Glass version / thickness: _____











Glazing frame / profile height	Door leaf thickness	Glass thickness
10.5 mm	45 mm	17–20 mm
	65 mm	37 mm
15.5 mm	45 mm	7 mm
	55 mm	17–20 mm
	65 mm	28 mm
20.5 mm	65 mm	17–20 mm
	55 mm	6–7 mm
25.5 mm	65 mm	6–7 mm
	—	—

Glazing frame for doors with 21 mm fire-proof glass on request

ORDER	Customer no.: _____	Order no.: _____
	Customer name: _____	
	Shipping address: _____	
	Place / date: _____	Stamp and signature _____

14. Glazing Frames

Round glazing, stainless steel

Article	Description	Art. no.	Quantity	€	
	Set of stainless steel glazing frames		Set		
	Clear view				
	Profile height 10.5 mm				
	Ø 300 mm	547306		_____	/set
	Ø 400 mm	547306		_____	/set
	Ø 500 mm	547306		_____	/set
	Profile height 15.5 mm				
	Ø 300 mm	547305		_____	/set
	Ø 400 mm	547305		_____	/set
	Ø 500 mm	547305		_____	/set
	Profile height 20.5 mm				
	Ø 300 mm	547304		_____	/set
	Ø 400 mm	547304		_____	/set
	Ø 500 mm	547304		_____	/set
	✓ See table				

Ordering information:
(please specify additionally)

Door variant: _____

Glass version / thickness: _____

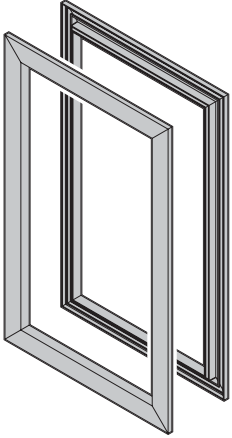
Glazing frame / profile height	Door leaf thickness	Glass thickness
10.5 mm	45 mm	17–20 mm
	65 mm	37 mm
15.5 mm	45 mm	7 mm
	55 mm	17–20 mm
	65 mm	28 mm
20.5 mm	55 mm	6–7 mm
	65 mm	17–20 mm

Glazing frame for doors with 21 mm fire-proof glass on request

ORDER	Customer no.: _____ Order no.: _____	
	Customer name: _____	
	Shipping address: _____	
	Place / date: _____	Stamp and signature _____

14. Glazing Frames

Rectangular glazing, aluminium

Article	Description	Art. no.	Quantity	€
	Set of aluminium cover profiles Clear view Special Width: _____ mm x height: _____ mm <input checked="" type="checkbox"/> Sheet steel multi-function doors	546246	Set _____	/set

Ordering information:
(please specify additionally)

























Door variant: _____

Glass version / thickness: _____

ORDER	Customer no.: _____		Order no.: _____	
	Customer name: _____			
	Shipping address: _____			
	Place / date: _____		Stamp and signature _____	

15. Glazings

Clear fire-proof glass, 17 mm

Article	Description	Art. no.	Quantity	€
	Promaglas 30 – 17 mm, clear view		Set	
	140 mm × 815 mm	547260	 _____	/Set
	215 mm × 815 mm	547269	 _____	/Set
	340 mm × 815 mm	547261	 _____	/Set
	465 mm × 815 mm	547262	 _____	/Set
	528 mm × 815 mm	547393	 _____	/Set
	590 mm × 815 mm	547263	 _____	/Set
	715 mm × 815 mm	547264	 _____	/Set
	215 mm × 1280 mm	547270	 _____	/Set
	340 mm × 1280 mm	547265	 _____	/Set
	465 mm × 1280 mm	547266	 _____	/Set
	528 mm × 1280 mm	547393	 _____	/Set
	590 mm × 1280 mm	547267	 _____	/Set
	715 mm × 1280 mm	547268	 _____	/Set
	Up to 0.5 m ² to choose	547393	 _____	/Set
	Up to 0.8 m ² to choose	547393	 _____	/Set
Up to 1.2 m ² to choose	547393	 _____	/Set	
Up to 1.6 m ² to choose	547393	 _____	/Set	
Up to 2.0 m ² to choose	547393	 _____	/Set	
Up to 2.5 m ² to choose	547393	 _____	/Set	
<input checked="" type="checkbox"/> H3D, H3, H3 OD				
	Promaglas 30 – 17 mm, clear view		Set	
	Ø 300 mm	547974	 _____	/Set
	Ø 400 mm	547975	 _____	/Set
	Ø 500 mm	547976	 _____	/Set
<input checked="" type="checkbox"/> H3D, H3				

Order details:

(please provide additionally)









Door variant: _____

Clear view (W × H): _____

ORDER	Customer no.: _____	Order no.: _____
	Customer name: _____	
	Shipping address: _____	
	Place / date: _____	Stamp and signature _____

15. Glazings

Clear fire-proof glass, 21 mm, class P4A

Article	Description	Art. no.	Quantity	€	
	Promaglas 30 type 10–21 mm, clear view Up to 0.5 m ² to choose Up to 0.8 m ² to choose Up to 1.2 m ² to choose ✓ H3 RC 2	503245  503245  503245 	Set _____ _____ _____	/Set /Set /Set	
		Promaglas 30 type 10–21 mm, clear view Ø 300 mm Ø 400 mm Ø 500 mm ✓ H3 RC 2	503244  503244  503244 	Set _____ _____ _____	/Set /Set /Set

Order details:

(please provide additionally)





















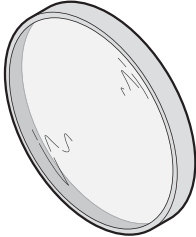



Door variant: _____

Clear view (W × H): _____

ORDER	Customer no.: _____	Order no.: _____
	Customer name: _____	
	Shipping address: _____	
	Place / date: _____	Stamp and signature _____

15. Glazings

Clear fire-proof glass, 37 mm

Article	Description	Art. no.	Quantity	€
	Promaglas 90 – 37 mm, clear view		Set	
	140 mm × 815 mm	547705	 _____	/Set
	215 mm × 815 mm	547706	 _____	/Set
	340 mm × 815 mm	547707	 _____	/Set
	465 mm × 815 mm	547708	 _____	/Set
	528 mm × 815 mm	547540	 _____	/Set
	590 mm × 815 mm	547709	 _____	/Set
	715 mm × 815 mm	547710	 _____	/Set
	215 mm × 1280 mm	547711	 _____	/Set
	340 mm × 1280 mm	547712	 _____	/Set
	465 mm × 1280 mm	547713	 _____	/Set
	528 mm × 1280 mm	547540	 _____	/Set
	590 mm × 1280 mm	547714	 _____	/Set
	715 mm × 1280 mm	547715	 _____	/Set
	Up to 0.5 m ² to choose	547540	 _____	/Set
	Up to 0.8 m ² to choose	547540	 _____	/Set
	Up to 1.2 m ² to choose	547540	 _____	/Set
Up to 1.6 m ² to choose	547540	 _____	/Set	
Up to 2.0 m ² to choose	547540	 _____	/Set	
Up to 2.5 m ² to choose	547540	 _____	/Set	
✓ H6, H16				
	Promaglas 90 – 37 mm, clear view		Set	
	Ø 300 mm	547980	 _____	/Set
	Ø 400 mm	547981	 _____	/Set
	Ø 500 mm	547982	 _____	/Set
✓ H6, H16				

Order details:

(please provide additionally)





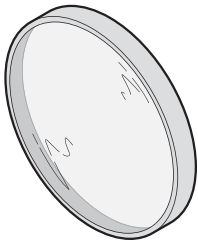



Door variant: _____

Clear view (W × H): _____

ORDER	Customer no.: _____	Order no.: _____
	Customer name: _____	
	Shipping address: _____	
	Place / date: _____	Stamp and signature _____

15. Glazings

Clear fire-proof glass, 37 mm, class P6B

Article	Description	Art. no.	Quantity	€	
	Promaglas 90 – 37 mm, clear view Up to 0.5 m ² to choose Up to 0.8 m ² to choose Up to 1.2 m ² to choose ✓ H6 RC2, H16 RC2	547540  547540  547540 	Set _____ _____ _____	/Set /Set /Set	
		Promaglas 90 – 37 mm, clear view Ø 300 mm Ø 400 mm Ø 500 mm ✓ H6, H16	547980  547981  547982 	Set _____ _____ _____	/Set /Set /Set

Order details:

(please provide additionally)


Door variant: _____

Clear view (W x H): _____

ORDER	Customer no.: _____	Order no.: _____
	Customer name: _____	
	Shipping address: _____	
	Place / date: _____	Stamp and signature _____

15. Glazings

Laminated safety glass 6 mm / 18 mm

Article	Description	Art. no.	Quantity	€
	Laminated safety glass 6 mm, clear view Up to 0.5 m ² to choose Up to 1.0 m ² to choose Up to 1.7 m ² to choose Up to 2.0 m ² to choose Up to 2.5 m ² to choose ✓ RS 55, D65, D65 OD	503245 503245 503245 503245 503245	Set _____ _____ _____ _____ _____	/Set /Set /Set /Set /Set
	Laminated safety glass 18 mm, clear view (6 mm laminated safety glass / pane gap / 4 mm laminated safety glass) Up to 0.5 m ² to choose Up to 1.0 m ² to choose Up to 1.7 m ² to choose Up to 2.0 m ² to choose Up to 2.5 m ² to choose ✓ RS 55, D65, D65 OD	503245 503245 503245 503245 503245	Set _____ _____ _____ _____ _____	/Set /Set /Set /Set /Set
	Laminated safety glass 6 mm, clear view Ø 300 mm Ø 400 mm Ø 500 mm ✓ RS 55, D65, D65 OD	503244 503244 503244	Set _____ _____ _____	/Set /Set /Set
	Laminated safety glass 18 mm, clear view (6 mm laminated safety glass / pane gap / 4 mm laminated safety glass) Ø 300 mm Ø 400 mm Ø 500 mm ✓ RS 55, D65, D65 OD	503244 503244 503244	Set _____ _____ _____	/Set /Set /Set

Order details:

(please provide additionally)

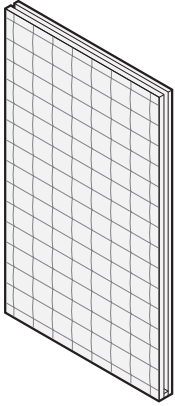










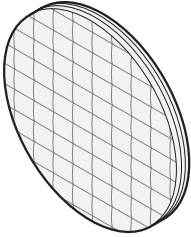






Door variant: _____

Clear view (W x H): _____

ORDER	Customer no.: _____	Order no.: _____
	Customer name: _____	
	Shipping address: _____	
	Place / date: _____	Stamp and signature _____

15. Glazings

Wired glass 7 mm / 20 mm

Article	Description	Art. no.	Quantity	€	
	Wired glass 7 mm, clear view Up to 0.5 m ² to choose Up to 1.0 m ² to choose Up to 1.7 m ² to choose Up to 2.0 m ² to choose Up to 2.5 m ² to choose ✓ RS 55, D65, D65 OD	503245  503245  503245  503245  503245 	Set _____ _____ _____ _____ _____	/Set /Set /Set /Set /Set	
	Wired glass 20 mm, clear view (7 mm wired glass / pane gap / 4 mm float glass) Up to 0.5 m ² to choose Up to 1.0 m ² to choose Up to 1.7 m ² to choose Up to 2.0 m ² to choose Up to 2.5 m ² to choose ✓ RS 55, D65, D65 OD	503245  503245  503245  503245  503245 	Set _____ _____ _____ _____ _____	/Set /Set /Set /Set /Set	
		Wired glass 7 mm, clear view Ø 300 mm Ø 400 mm Ø 500 mm ✓ RS 55, D65, D65 OD	503244  503244  503244 	Set _____ _____ _____	/Set /Set /Set
		Wired glass 20 mm, clear view (7 mm wired glass / pane gap / 4 mm float glass) Ø 300 mm Ø 400 mm Ø 500 mm ✓ RS 55, D65, D65 OD	503244  503244  503244 	Set _____ _____ _____	/Set /Set /Set

Order details:

(please provide additionally)













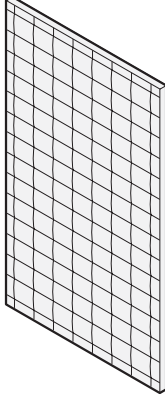





Door variant: _____

Clear view (W x H): _____

ORDER	Customer no.: _____	Order no.: _____
	Customer name: _____	
	Shipping address: _____	
	Place / date: _____	Stamp and signature _____

15. Glazings

Single-pane safety glass 6 mm, wired plate glass 7 mm, wired compound security glass 6 mm

Article	Description	Art. no.	Quantity	€		
	Single-pane safety glass 6 mm, clear view Up to 0.5 m ² to choose Up to 1.0 m ² to choose Up to 1.7 m ² to choose Up to 2.0 m ² to choose Up to 2.5 m ² to choose ✓ RS 55, D65, D65 OD	503245  503245  503245  503245  503245 	Set _____ _____ _____ _____ _____	/Set /Set /Set /Set /Set		
		Wired plate glass 7 mm, clear view Up to 0.5 m ² to choose Up to 1.0 m ² to choose Up to 1.7 m ² to choose Up to 2.0 m ² to choose Up to 2.5 m ² to choose ✓ RS 55, D65, D65 OD	503245  503245  503245  503245  503245 	Set _____ _____ _____ _____ _____	/Set /Set /Set /Set /Set	
			Wired compound security glass 6 mm, clear view Up to 0.5 m ² to choose Up to 1.0 m ² to choose Up to 1.7 m ² to choose Up to 2.0 m ² to choose Up to 2.5 m ² to choose ✓ RS 55, D65, D65 OD	503245  503245  503245  503245  503245 	Set _____ _____ _____ _____ _____	/Set /Set /Set /Set /Set

Order details:

(please provide additionally)

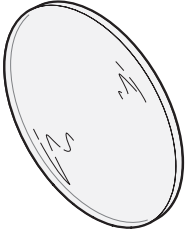



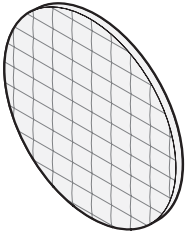



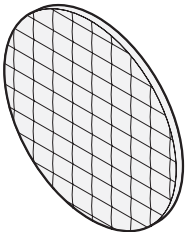



Door variant: _____

Clear view (W x H): _____

ORDER	Customer no.: _____	Order no.: _____
	Customer name: _____	
	Shipping address: _____	
	Place / date: _____	Stamp and signature _____

15. Glazings

Single-pane safety glass 6 mm, wired plate glass 7 mm, wired compound security glass 6 mm

Article	Description	Art. no.	Quantity	€		
	Single-pane safety glass 6 mm, clear view Ø 300 mm Ø 400 mm Ø 500 mm ✓ RS 55, D65, D65 OD	503244  503244  503244 	Set _____ _____ _____	/Set /Set /Set		
		Wired plate glass 7 mm, clear view Ø 300 mm Ø 400 mm Ø 500 mm ✓ RS 55, D65, D65 OD	503244  503244  503244 	Set _____ _____ _____	/Set /Set /Set	
			Wired compound security glass 6 mm, clear view Ø 300 mm Ø 400 mm Ø 500 mm ✓ RS 55, D65, D65 OD	503244  503244  503244 	Set _____ _____ _____	/Set /Set /Set

Order details:

(please provide additionally)








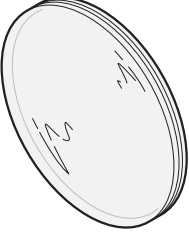



Door variant: _____

Clear view (W x H): _____

ORDER	Customer no.: _____	Order no.: _____
	Customer name: _____	
	Shipping address: _____	
	Place / date: _____	Stamp and signature _____

15. Glazings

Laminated safety glass 18 mm class P6B, 28 mm class P7B

Article	Description	Art. no.	Quantity	€	
	Laminated safety glass – 18 mm class P6B Clear view Up to 0.5 m ² to choose Up to 0.8 m ² to choose Up to 1.0 m ² to choose <input checked="" type="checkbox"/> RC2	503245  503245  503245 	Set _____ _____ _____	 /Set /Set /Set	
	Laminated safety glass – 28 mm class P7B Clear view Up to 0.5 m ² to choose Up to 0.8 m ² to choose Up to 1.0 m ² to choose <input checked="" type="checkbox"/> RC3	503245  503245  503245 	Set _____ _____ _____	 /Set /Set /Set	
		Laminated safety glass – 18 mm class P6B Clear view Ø 300 mm Ø 400 mm Ø 500 mm <input checked="" type="checkbox"/> RC2	503244  503244  503244 	Set _____ _____ _____	 /Set /Set /Set

Order details:

(please provide additionally)

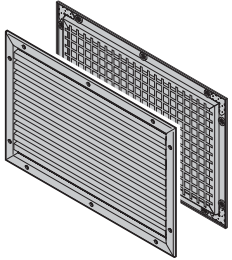
Door variant: _____

Clear view (W x H): _____

ORDER	Customer no.: _____	Order no.: _____
	Customer name: _____	
	Shipping address: _____	
	Place / date: _____	Stamp and signature _____

15. Glazings

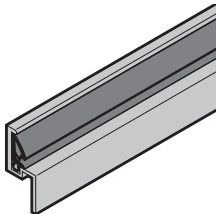
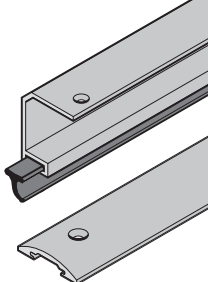
Ventilation grilles

Article	Description	Art. no.	Quantity	€
	Set of ventilation grilles Overall frame dimension (= ordering size)		Set	
	305 mm x 365 mm	546515	_____	/Set
	430 mm x 365 mm	546515	_____	/Set
	555 mm x 365 mm	546515	_____	/Set
	680 mm x 365 mm	546515	_____	/Set
	805 mm x 365 mm	546515	_____	/Set
	1055 mm x 365 mm	546515	_____	/Set
	Special Width: _____ mm x height: _____ mm	546515	_____	
<input checked="" type="checkbox"/> D45, D55, D65, D65 OD				

ORDER	Customer no.: _____ Order no.: _____	
	Customer name: _____	
	Shipping address: _____	
	Place / date: _____	Stamp and signature _____

16. Door Bottom Profiles

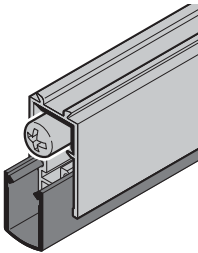
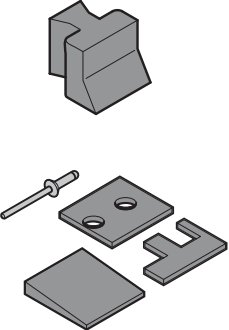
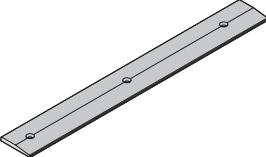
Threshold profile / bottom profile

Article	Description	Art. no.	Quantity	€	
	Aluminium threshold profile with seal		Unit(s)		
	BRM width				
	625 mm	548974	<input type="checkbox"/> <input type="checkbox"/>	_____	/each
	750 mm	548975	<input type="checkbox"/> <input type="checkbox"/>	_____	/each
	875 mm	548976	<input type="checkbox"/> <input type="checkbox"/>	_____	/each
	1000 mm	548977	<input type="checkbox"/> <input type="checkbox"/>	_____	/each
	1125 mm	548978	<input type="checkbox"/> <input type="checkbox"/>	_____	/each
	1250 mm	548979	<input type="checkbox"/> <input type="checkbox"/>	_____	/each
	Special _____ mm	548980	<input type="checkbox"/> <input type="checkbox"/>	_____	/each
	1500 mm	451664	<input type="checkbox"/> <input type="checkbox"/>	_____	/each
	1750 mm	451667	<input type="checkbox"/> <input type="checkbox"/>	_____	/each
	2000 mm	451669	<input type="checkbox"/> <input type="checkbox"/>	_____	/each
	2125 mm	451671	<input type="checkbox"/> <input type="checkbox"/>	_____	/each
	2250 mm	452444	<input type="checkbox"/> <input type="checkbox"/>	_____	/each
	2500 mm	452545	<input type="checkbox"/> <input type="checkbox"/>	_____	/each
	Special _____ mm	449836	<input type="checkbox"/> <input type="checkbox"/>	_____	/each
	<input checked="" type="checkbox"/> Sheet steel multi-function doors				
		Aluminium bottom profile with seal, with stepped threshold		Unit(s)	
BRM width					
625 mm		478077	<input type="checkbox"/> <input type="checkbox"/>	_____	/each
750 mm		548128	<input type="checkbox"/> <input type="checkbox"/>	_____	/each
875 mm		548129	<input type="checkbox"/> <input type="checkbox"/>	_____	/each
1000 mm		548130	<input type="checkbox"/> <input type="checkbox"/>	_____	/each
1125 mm		548131	<input type="checkbox"/> <input type="checkbox"/>	_____	/each
1250 mm		548132	<input type="checkbox"/> <input type="checkbox"/>	_____	/each
Special _____ mm		463388	<input type="checkbox"/> <input type="checkbox"/>	_____	/each
1500 mm		478078	<input type="checkbox"/> <input type="checkbox"/>	_____	/each
1750 mm		478079	<input type="checkbox"/> <input type="checkbox"/>	_____	/each
2000 mm		478080	<input type="checkbox"/> <input type="checkbox"/>	_____	/each
2125 mm		478081	<input type="checkbox"/> <input type="checkbox"/>	_____	/each
2250 mm		478082	<input type="checkbox"/> <input type="checkbox"/>	_____	/each
2500 mm		478083	<input type="checkbox"/> <input type="checkbox"/>	_____	/each
Special _____ mm		463388	<input type="checkbox"/> <input type="checkbox"/>	_____	/each
<input checked="" type="checkbox"/> Sheet steel multi-function doors					

ORDER	Customer no.: _____	Order no.: _____
	Customer name: _____	
	Shipping address: _____	
	Place / date: _____	Stamp and signature _____

16. Door Bottom Profiles

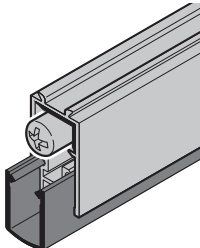
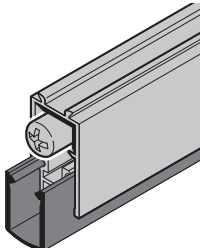
Retractable bottom seal

Article	Description	Art. no.	Quantity	€	
	Retractable bottom seal 625 mm 750 mm 875 mm 1000 mm 1125 mm 1250 mm Special _____ mm <input checked="" type="checkbox"/> Single-leaf sheet steel multi-function doors <input checked="" type="checkbox"/> SI doors RC3, RC4 with multiple-point locking	457222 547740 547741 547742 547743 547744 547775	Unit(s) _____ _____ _____ _____ _____ _____	/each /each /each /each /each /each /each	
	Retractable bottom seal 625 mm 750 mm 875 mm 1000 mm 1125 mm 1250 mm Special _____ mm <input checked="" type="checkbox"/> SI doors RC3, RC4 with multiple-point locking	478542 478543 478544 478545 478546 478547 500193	Unit(s) _____ _____ _____ _____ _____ _____	/each /each /each /each /each /each /each	
		Fitting accessories for retractable bottom seal Z1 with blind rivets, sealing wedge <input checked="" type="checkbox"/> Sheet steel multi-function doors	548738	Unit(s) • _____	/each
		Z2 with cover plates, blind rivets, sealing wedge <input checked="" type="checkbox"/> HS75, H16 S	548912	Unit(s) • _____	/each
		Protruding threshold Special Width: _____ mm <input checked="" type="checkbox"/> Sheet steel multi-function doors	501982	Unit(s) • _____	37.00 /each

ORDER	Customer no.: _____	Order no.: _____
	Customer name: _____	
	Shipping address: _____	
	Place / date: _____	Stamp and signature _____

16. Door Bottom Profiles

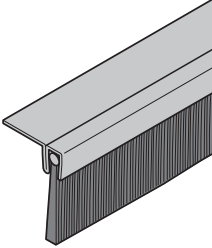
Retractable bottom seal

Article	Description	Art. no.	Quantity	€	
	Retractable bottom seal For traffic leaf 750 mm 875 mm 1000 mm 1063 mm 1125 mm 1250 mm Special _____ mm For fixed leaf 500 mm 625 mm 750 mm 875 mm 1000 mm 1062 mm 1125 mm 1250 mm Special _____ mm <input checked="" type="checkbox"/> Double-leaf sheet steel multi-function doors <input checked="" type="checkbox"/> OD doors, T60-2, T90-2, D65	457225 547745 547746 547747 547748 547749 547776 547757 457228 457229 547758 547759 547760 547761 547762 547778	Unit(s) _____ _____ _____ _____ _____ _____ _____ _____ _____ _____ _____ _____ _____ _____ _____ _____ _____ _____ _____ _____	/each /each /each /each /each /each /each /each /each /each /each /each /each /each /each /each /each /each /each /each	
		Retractable bottom seal For traffic leaf or fixed leaf 500 mm 625 mm 750 mm 875 mm 1000 mm 1062 mm 1063 mm 1125 mm 1250 mm Special _____ mm <input checked="" type="checkbox"/> H6, H16, D65, H_60D <input checked="" type="checkbox"/> H3 OD, H3 VM, H16 OD	547750 457217 457218 547751 547752 547753 547754 547755 547756 547777	Unit(s) _____ _____ _____ _____ _____ _____ _____ _____ _____ _____ _____ _____ _____ _____ _____ _____ _____ _____ _____	/each /each

ORDER	Customer no.: _____	Order no.: _____
	Customer name: _____	
	Shipping address: _____	
	Place / date: _____	Stamp and signature _____

16. Door Bottom Profiles

Brush seal

Article	Description	Art. no.	Quantity	€
	Brush seal		Unit(s)	
	BRM width			
	875 mm	546291	• _____	/each
	1000 mm	546292	• _____	/each
	1125 mm	546293	• _____	/each
1250 mm	546294	• _____	/each	
	✓ H3D, H3, H3 OD, D45, D55, D65, D65 OD			

Ordering information:
(please specify additionally)

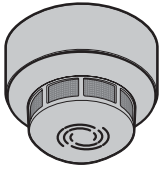
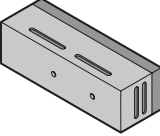
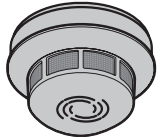
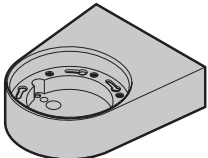
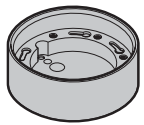
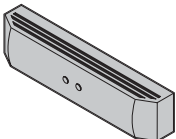

Door variant: _____

Leaf:
Single-leaf / traffic leaf /
fixed leaf _____

ORDER	Customer no.: _____ Order no.: _____	
	Customer name: _____	
	Shipping address: _____	
	Place / date: _____	Stamp and signature _____

17. Hold-Open Device

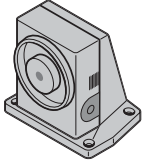
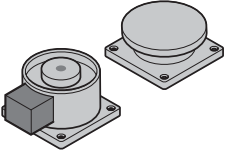
Smoke sensors / smoke detectors

Article	Description	Art. no.	Quantity	€
	Smoke sensor / smoke detector ORS 142 with bottom section 143 A, ceiling fitting ORS 142 with bottom section 143 W, lintel fitting	451320	• _____	/each
		454956	• _____	/each
	Dorma RM for lintel and ceiling fitting Dorma RM N for ceiling fitting ✓ Sheet steel multi-function doors	548294	• _____	/each
		548295	☒ _____	/each
	Smoke sensor insert ORS 142 with dust protection cap ✓ Sheet steel multi-function doors	454908	• _____	/each
	Smoke sensor bottom section 143 W, lintel fitting ✓ Sheet steel multi-function doors	538450	• _____	/each
	Smoke sensor bottom section 143 A, ceiling fitting ✓ Sheet steel multi-function doors	454925	• _____	/each
	Smoke sensor control / smoke switch control unit Geze RSZ 6, lintel fitting Dorma RMZ (Contur) for lintel fitting ✓ Sheet steel multi-function doors	546517	• _____	/each
		548426	• _____	/each
	Push button Surface-mounted / recessed ✓ Sheet steel multi-function doors	454909	• _____	/each

ORDER	Customer no.: _____	Order no.: _____
	Customer name: _____	
	Shipping address: _____	
	Place / date: _____	Stamp and signature _____

17. Hold-Open Device


Magnet / transformer / button

Article	Description	Art. no.	Quantity	€	
	Door magnet with floor fitting With standard anchor With angle anchor With telescopic anchor ✓ Sheet steel multi-function doors	451304 • 457427 ⌘ 457428 ⌘	Unit(s) _____ _____ _____	/each /each /each	
		Door magnet with wall fitting With standard anchor With angle anchor With telescopic anchor With post extension 150 mm With standard anchor With angle anchor With telescopic anchor With post extension 300 mm With standard anchor With angle anchor With telescopic anchor With post extension 450 mm With standard anchor With angle anchor With telescopic anchor ✓ Sheet steel multi-function doors	451312 • 457429 • 457430 ⌘ 452670 • 457431 ⌘ 457432 ⌘ 452688 • 457433 ⌘ 457435 ⌘ 452696 • 457436 ⌘ 457437 ⌘	Unit(s) _____ _____ _____ _____ _____ _____ _____ _____ _____	/each /each /each /each /each /each /each /each /each
		Hold-open device control centre FSZ Basis ✓ Sheet steel multi-function doors	478881 •	Unit(s) _____	/each

ORDER	Customer no.: _____	Order no.: _____
	Customer name: _____	
	Shipping address: _____	
	Place / date: _____	Stamp and signature _____

18. Electric Extras

Electric door strikes

Article	Description	Art. no.	Quantity	€
	Fire protection electric strike (working current principle)		Unit(s)	
	12–24 V AC/DC li/re	479146	• _____	/each
	12–24 V AC/DC RR li/re	479147	• _____	/each
	✓ H3D, H3, H6-1, H16-1, H16 S, H16 G-1 up to BR height 2874 mm, H6-2, H16-2 without anti-panic function			
	12–24V AC/DC LH hinged	548545	• _____	/each
	12–24V AC/DC RH hinged	548546	⊗ _____	/each
	12–24V AC/DC RR LH hinged	548547	⊗ _____	/each
	12–24V AC/DC RR RH hinged	548548	⊗ _____	/each
	✓ H6-2, H16-2 and D65-2 with anti-panic function fitted in the panic espagnolette lock			

RR With signalling contact

AC 1-phase current

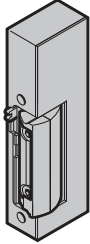
DC 3-phase current

Electric strikes without lock plates! Appropriate lock plates available on request.

ORDER	Customer no.: _____	Order no.: _____
	Customer name: _____	
	Shipping address: _____	
	Place / date: _____	Stamp and signature _____

18. Electric Extras

Electric door strike, basic model

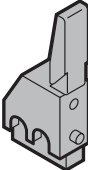



Article	Description	Art. no.	Quantity	€
	Electric strike, Basic model left / right		Unit(s)	
	Basic (working current principle)			
	6 – 12 V AC/DC	478136	• _____	/each
	6 – 12 V AC/DC E (mechanical release)	478138	• _____	/each
	6 – 12 V AC/DC RR	478139	• _____	/each
	12 V DC RR	478349	• _____	/each
	24 V DC	478137	• _____	/each
	12 – 24 V AC / DC Lucky Strike (incl. GL module)	478140	• _____	/each
	12 – 24 V AC / DC RR Lucky Strike (incl. GL module)	478141	• _____	/each
	✓ E45, E55, D45, D55, D65-1 and D65-2 without anti-panic function, D65 OD			
	Basic Smoke Lucky Strike (working current principle)			
	12 – 24 V AC / DC	478144	• _____	/each
	12 – 24 V AC / DC RR	478145	• _____	/each
	✓ RS 55			
	Basic Safe (static current circuit principle)			
12 V DC	478142	⊗ _____	/each	
24 V DC	478143	⊗ _____	/each	
12 V DC RR	478202			
24 V DC RR	478203			
✓ E45, E55, D45, D55, D65-1 and D65-2 without anti-panic function, D65 OD				

RR With signalling contact
 AC 1-phase current
 DC 3-phase current
 Electric strikes without lock plates! Appropriate lock plates available on request.

ORDER	Customer no.: _____ Order no.: _____	
	Customer name: _____	
	Shipping address: _____	
	Place / date: _____	Stamp and signature _____

18. Electric Extras


Electric parts

Article	Description	Art. no.	Quantity	€
	Latch contact 031309, VDS class C SMART, VDS class C SKA 100/IP 67 ✓ Sheet steel multi-function doors	454864	• _____	/each
		454852	• _____	/each
		547107	• _____	/each
	Reed contact Meder, VDS class B EMK 84S, VDS class C ✓ Sheet steel multi-function doors	469076	• _____	/each
		545133	⊗ _____	/each
	Alarm contact element EAK 8320.0 EFF1 / 019030 019033 with magnetic contact ✓ Sheet steel multi-function doors	452308	• _____	/each
		452310	• _____	/each
		547380	• _____	/each
	Escape door opener Without lock plate TV 500 RR 24 V, left TV 500 RR 24 V, right TV 500 RR 12 V, left TV 500 RR 12 V, right Catch lock 807 10 as counter piece ✓ Sheet steel multi-function doors	453195	• _____	/each
		454935	• _____	/each
		478566	⊗ _____	/each
		478567	⊗ _____	/each
		446376	• _____	/each

ORDER	Customer no.: _____	Order no.: _____
	Customer name: _____	
	Shipping address: _____	
	Place / date: _____	Stamp and signature _____

19. Frame lock plate

Closing noise absorber

Article	Description	Art. no.	Quantity	€
	Closing noise absorber for catch and bolt		Unit(s)	
	For frame rebate depth 46 mm			
	Left-hand hinged	457502	• _____	/each
	Right-hand hinged	457594	• _____	/each
	For frame rebate depth 56 mm			
	Left-hand hinged	457503	• _____	/each
	Right-hand hinged	457595	• _____	/each
	For frame rebate depth 66 mm			
	Left-hand hinged	457504	• _____	/each
	Right-hand hinged	457596	• _____	/each
	✓ Single-leaf sheet steel multi-function doors			

ORDER	Customer no.: _____	Order no.: _____
	Customer name: _____	
	Shipping address: _____	
	Place / date: _____	Stamp and signature _____

20. Small Parts

Centre rail

Article	Description	Art. no.	Quantity	€
	Centre rail		Unit(s)	
	With latch in rebate for LH hinged fixed leaf	548913	_____	/each
	With latch in rebate for RH hinged fixed leaf	548914	_____	/each
	Rebate locking bolt for LH hinged fixed leaf	548913	_____	/each
	Rebate locking bolt for RH hinged fixed leaf	548914	_____	/each
	Prepared for espagnolette lock for LH hinged fixed leaf	548913	_____	/each
	Prepared for espagnolette lock for RH hinged fixed leaf	548914	_____	/each
	✓ D45-2, D55-2 thick rebate			
	With latch in rebate for LH hinged fixed leaf	548913	_____	/each
	With latch in rebate for RH hinged fixed leaf	548914	_____	/each
	✓ D55-2 thin rebate			
	Rebate locking bolt for LH hinged fixed leaf	548913	_____	/each
	Rebate locking bolt for RH hinged fixed leaf	548914	_____	/each
	✓ H3D-2, H3-2, RS55-2, D55-2 thin rebate			
	Rebate locking bolt for LH hinged fixed leaf	548913	_____	/each
	Rebate locking bolt for RH hinged fixed leaf	548914	_____	/each
	✓ H3-2 RC3			
	Prepared for espagnolette lock for LH hinged fixed leaf	548913	_____	/each
	Prepared for espagnolette lock for RH hinged fixed leaf	548914	_____	/each
	✓ H3D-2, H3-2, RS55-2, D55-2 thin rebate			

Ordering information:

(please specify additionally)

* Basic prices – optional extras increase the designated price

Door type: _____

Height (mm): _____

Optional extras: _____

Replacement for order: _____

ORDER	Customer no.: _____	Order no.: _____
	Customer name: _____	
	Shipping address: _____	
	Place / date: _____	Stamp and signature _____

20. Small Parts

Meeting style

Article	Description	Art. no.	Quantity	€
	Meeting style For traffic leaf For fixed leaf ✓ D65-2, D65-2 OD	548991 548992	Unit(s) _____ _____	/each /each
	Meeting style For traffic leaf For fixed leaf ✓ H6-2, H16-2, H16-2 OD H_60D-2	548991 548992	Unit(s) _____ _____	/each /each

Ordering information:

(please specify additionally)

*Basic prices – optional extras increase the designated price

Door type: _____

DIN: _____

Height (mm): _____

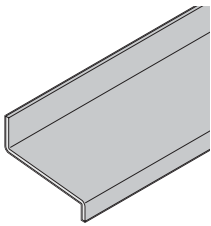
Optional extras: _____

Replacement for order: _____

ORDER	Customer no.: _____ Order no.: _____	
	Customer name: _____	
	Shipping address: _____	
	Place / date: _____	Stamp and signature _____

20. Small Parts

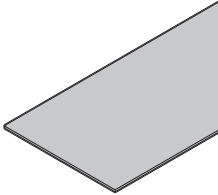
Rain canopy

Article	Description	Art. no.	Quantity	€
	Rain canopy Galvanized steel BRB _____ mm for door leaf fitting on the opening side BRB _____ mm for door leaf fitting on the closing side Stainless steel BRB _____ mm for door leaf fitting on the opening side BRB _____ mm for door leaf fitting on the closing side <input checked="" type="checkbox"/> H3 KT, D45, D55, D65, D65 OD	545609 545609 478532 478532	Unit(s) _____ _____ _____ _____	/each /each /each /each
	Rain canopy For frame fitting Aluminium BRB 625 mm BRB 750 mm BRB 875 mm BRB 1000 mm BRB 1125 mm BRB 1250 mm BRB 1500 mm BRB 1750 mm BRB 2000 mm BRB 2125 mm BRB 2250 mm BRB 2500 mm Special BRB _____ mm <input checked="" type="checkbox"/> D45, D55, D65, D65 OD	457834 450777 450778 450779 450780 450781 450783 450784 450785 450786 450787 450788 450789	Unit(s) • _____ • _____ • _____ • _____ • _____ • _____ • _____ • _____ • _____ • _____ • _____ • _____ _____	/each /each /each /each /each /each /each /each /each /each /each /m

ORDER	Customer no.: _____	Order no.: _____
	Customer name: _____	
	Shipping address: _____	
	Place / date: _____	Stamp and signature _____

20. Small Parts

Bottom sheet

Article	Description	Art. no.	Quantity	€
	Bottom sheet – 1.5 mm sheet thickness		Unit(s)	
	Aluminium natural finish			
	250 mm	549557	<input type="checkbox"/>	/each
	500 mm	549557	<input type="checkbox"/>	/each
	Special _____ mm	549557	<input type="checkbox"/>	
	Polished stainless steel			
	250 mm	547334	<input type="checkbox"/>	/each
	500 mm	547334	<input type="checkbox"/>	/each
	Special _____ mm	547334	<input type="checkbox"/>	
	<input checked="" type="checkbox"/> Sheet steel multi-function doors			

Ordering information:

(please fill in or mark with a cross)

Door variant: _____

Door nominal size – width: _____

Door handing: _____


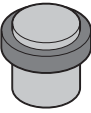
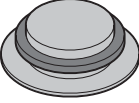
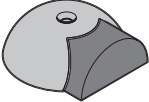
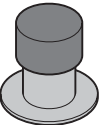
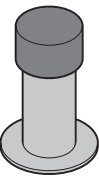
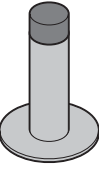
Leaf: Single-leaf Traffic leaf Fixed leaf

For fitting on: Opening surface Closing surface Both sides

ORDER	Customer no.: _____	Order no.: _____
	Customer name: _____	
	Shipping address: _____	
	Place / date: _____	Stamp and signature _____

20. Small Parts

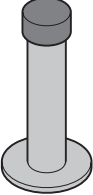
Door stops

Article	Description	Art. no.	Quantity	€
	Door stop, stainless steel BS 44 Ø 44 mm x 25 mm ✓ Sheet steel multi-function doors	549063 •	Unit(s) _____	/each
	Door stop, stainless steel BS 45 Ø 45 mm x 40 mm ✓ Sheet steel multi-function doors	549064 •	Unit(s) _____	/each
	Door stop, stainless steel BS 55 Ø 55 mm x 15 mm ✓ Sheet steel multi-function doors	549065 ⌚	Unit(s) _____	/each
	Door stop, stainless steel BS 65 Ø 65 mm x 22 mm ✓ Sheet steel multi-function doors	549066 ⌚	Unit(s) _____	/each
	Door stop, stainless steel WS 46 Ø 33 mm / Ø 49 mm x 46 mm ✓ Sheet steel multi-function doors	549067 •	Unit(s) _____	/each
	Door stop, stainless steel WS 76 Ø 33 mm / Ø 49 mm x 76 mm ✓ Sheet steel multi-function doors	549068 •	Unit(s) _____	/each
	Door stop, stainless steel WS 82 Ø 19 mm / Ø 50 mm x 82 mm ✓ Sheet steel multi-function doors	549069 •	Unit(s) _____	/each

ORDER	Customer no.: _____	Order no.: _____
	Customer name: _____	
	Shipping address: _____	
	Place / date: _____	Stamp and signature _____

20. Small Parts


Door stops

Article	Description	Art. no.	Quantity	€
	Door stop, stainless steel WS 96 Ø 24 mm / Ø 45 mm x 96 mm <input checked="" type="checkbox"/> Sheet steel multi-function doors	549070 •	Unit(s) _____	/each

ORDER	Customer no.: _____ Order no.: _____	
	Customer name: _____	
	Shipping address: _____	
	Place / date: _____	Stamp and signature _____


20. Small Parts

Stainless steel care product

Article	Description	Art. no.	Quantity	€
	<p>Stainless steel care product</p> <p>Stainless steel care product (bottle), 250 ml</p>	478647 •	Unit(s) _____	/each

ORDER	Customer no.: _____ Order no.: _____	
	Customer name: _____	
	Shipping address: _____	
	Place / date: _____	Stamp and signature _____

Notes



General Terms and Conditions of Sale and Delivery (Issue 01.03.2016)

§ 1 General

1. Our General Terms and Conditions of Sale and Delivery apply to all deliveries and services in accordance with the contract concluded between us and the Customer.
2. Our General Terms and Conditions of Sale and Delivery are exclusively applicable; Customers' conditions which conflict with or deviate from our conditions are not recognised unless we have agreed to them expressly in writing.
3. Our General Terms and Conditions of Sale and Delivery apply only to transactions with business entities as per § 14 of the German Civil Code [BGB].

§ 2 Entry into Contract

1. Our offers are without engagement and non-binding, unless otherwise agreed. Decisive for nature and scope is our order confirmation. We reserve the right to make technical changes as well as changes in form, colour and/or weight insofar as is reasonable.
2. The offer shall be regarded as accepted only when an order confirmation is issued or the goods are dispatched. The issue of a confirmation of receipt or the receipt of a telephone order do not constitute a binding acceptance. In the case of goods that have to be made to order, following our written confirmation the contract shall be regarded as having been entered into even if details of its execution which may affect price and delivery remain to be clarified. The right to make design and form changes during the delivery period is reserved, provided that the subject of delivery and its function and appearance are not fundamentally altered thereby. There will be no resulting change in price.
3. In respect of figures, drawings, calculations and similar documents, we reserve ownership and copyright. This likewise applies to such documents designated as "confidential". These documents may not be made available to third parties without our express prior approval.

§ 3 Prices and Terms of Payment

1. Unless otherwise specified in the order confirmation, our prices apply "ex works", excluding transport and assembly, which shall be invoiced separately. Costs for packaging, with the exception of small and spare parts, are included. The value added tax as required by law is not included in our prices; this tax will be shown separately on the invoice at the legal rate applicable on the date of invoicing.
2. Our invoices shall be due to be paid net (without deduction) within 30 days. The deduction of discounts requires a special agreement in writing.
3. Should the price of materials increase taxes or levies be increased after the contract has been concluded, we shall be entitled to adjust our prices accordingly if there are at least 4 months between entry into contract and intended delivery.
4. Should the Customer commission not only delivery but also assembly or similar services, these shall be invoiced by the hour unless a fixed rate has been agreed expressly. Our valid Terms and Conditions of Installation shall apply to all assembly services.
5. We are entitled, even in the case of conflicting Customer conditions, to set off payments against the Customer's previous debts. If costs and interest have already incurred, we are entitled to set off the payment against the costs, then to the interest and finally to the main service.
6. We are also entitled to make our remaining claims immediately payable and render the execution of all further services subject to an advance payment or provision of security, if we become aware of circumstances that call the solvency and the credit standing of the Customer into question, in particular in the event of default in payment. The right to claim further damages will remain unaffected.
7. During the delay, the Customer cannot invoke the right to possession. Any claim for return on our side during a delay on the Customer's side shall only be considered as withdrawal from the contract if we have specified this expressly in writing.
8. The Customer shall only have the right to offsetting if the Customer's counterclaims have been determined without further legal recourse, beyond dispute or if the counterclaims have been recognised by us. The Customer can only exert a right of retention if and when the counterclaim rests on the same contractual relationship.

§ 4 Place of Fulfilment, Transfer of Risk

1. Unless otherwise specified in the order confirmation, a delivery "ex works" (INCOTERMS 2010) has been agreed. The risk of accidental loss or deterioration of the goods purchased passes to the Customer upon hand-over of the goods to the shipping agent, the freight forwarder or the person or establishment otherwise appointed to execute the shipment. This shall likewise apply in case of partial delivery or if we have taken over other services (e.g. shipping or assembly).
2. Should the Customer be in default of acceptance, the risk of accidental loss or deterioration of the goods purchased shall pass to the Customer. Any storage costs incurred shall comply with § 5 No. 3.
3. If carriage paid delivery of the goods has been agreed, the means of transport must be unloaded immediately by the Customer. Waiting times will always be at the Customer's expense. Direct delivery to site shall always be regarded as on truck on an even, drivable road. Unloading including transportation to the place of use or storage is the responsibility of the Customer who in the event of delay must bear the cost and risk of unloading, stacking, storage or return transport. The recipient acting on behalf of the Customer at the place of unloading shall be regarded as authorised to accept the load with binding effect.

§ 5 Period of Delivery

1. The period of delivery specified by us shall only begin after clarification of all technical questions.
2. Information on delivery dates shall be considered the expected periods of delivery and are always subject to correct and timely delivery by suppliers and/or other manufacturers to us. The Customer may only set a time limit for the supply/performance if the expected delivery date has been exceeded by more than three weeks. This time limit must be reasonable and must amount to a minimum of three weeks. Claims for damages due to non-compliance with an expected delivery date are excluded. Delays in supply and performance as a result of force majeure or as a result of events which materially impede or prevent us from making delivery – including in particular subsequent material sourcing difficulties for which we are not responsible, interruption of operations, strikes, lockouts, official directives, etc., even if these affect our suppliers or sub-suppliers – will be notified to the Customer immediately. Events of this type entitle us to withdraw from the contract either in whole or in part if the order is not yet completed. In the event of withdrawal, any compensating measures already performed by the Customer shall be reimbursed immediately.
3. Should the Customer be in delay of acceptance, we are entitled to store the goods at the Customer's risk and expense. For the corresponding storage costs, we can optionally demand reimbursement of the actually incurred costs or of a fixed rate of 5% of the invoice sum for each commenced month. This also applies to storage by us. The Customer has the right to prove less damage in the event of a claim to flat-rate damage reimbursement.
4. Should, after the time limit set by us has expired, the Customer refuse to accept the goods or declare to no longer want to accept the goods without entitlement to do so, we can also demand damage compensation due to non-fulfilment.
5. Partial deliveries are permissible to a reasonable extent.

§ 6 Reservation of Title

1. We reserve ownership of the goods until complete payment of all claims from the ongoing business relationship with the Customer. Should the value of the reserved goods exceed the claims to be secured from the ongoing business relationship with the Customer by more than 20%, we are obligated to release the reserved goods on Customer request. The selection of the securities to be released is at our discretion.
2. While retention of title is in effect, the Customer is obligated to treat the goods purchased with care and sufficiently insure them against fire, water and theft at their value when new and at the Customer's expense. Any claims asserted for damages by the Customer against the insurer or other third parties due to deterioration of the reserved goods are right now signed over to us at the amount of the invoice sum. Should maintenance and inspection work be required, the Customer shall perform said work regularly at the Customer's own expense. The Customer must inform us immediately and in writing of all access of third parties to the goods, in particular of all foreclosure and any damage to or destruction of the goods. The Customer must inform us of a change in possession of the goods as well as a change in the Customer's address immediately. The Customer must reimburse us of all damage and costs caused by a violation of this obligation and resulting necessary intervention measures to prevent access of third parties to the goods. In the event of access by third parties, the Customer must also provide us with the necessary help to exercise our rights.
3. The Customer is not permitted to pledge reserved goods nor assign them as security.
4. Processing or transformation of goods supplied subject to the reservation of title is always undertaken by the Customer on our behalf. Should the reserved goods be combined or processed with other items, the reservation of title shall continue for the processed or combined goods. If the reserved goods are processed or combined inextricably with items which are not our property, we shall acquire ownership of the new object in the ratio of the invoice value of the reserved goods to the invoice value of the other goods used at the time of processing or combination. The resulting co-ownership rights shall be deemed to be reserved goods in accordance with these terms and conditions. If our goods are joined or combined inextricably with other movable items into a single object and the other object is to be considered the main object, the Customer shall concede proportionate joint ownership to us should the main object belong to the Customer. In the aforementioned cases, the Customer here and now assigns all ownership rights to the processed, joined, or combined goods to us. Instead of a transfer, the Customer shall hold the processed, joined, or combined object in safe custody on our behalf. For the object resulting from processing, use, or combination, the same applies in all other respects as for reserved goods.
5. The Customer is entitled to resell goods supplied subject to reservation of title by way of due and proper business transactions. The Customer here and now assigns all claims with all rights arising from the resale of the reserved goods to us in full. We accept this assignment. Should the Customer sell the reserved goods – after processing/combination – together with goods not belonging to the Customer, the Customer here and now assigns to us the claims resulting from resale at the value at new of the reserved goods along with all ancillary rights. We accept this assignment right now. The Customer is entitled to collect this claim even after assignment. However, we reserve the right to collect the claim ourselves as soon as the Customer fails to properly meet payment obligations and enters into default, or reasonable doubt about the Customer's solvency and credit standing exists. On our request, the amount of the assigned claim, the person of the debtor and all other information required for collection must be provided, the corresponding documents be handed over and the debtor be notified of the assignment.
6. The right to further processing and resale ends with withdrawal from the contract.
7. During the Customer's standard business hours, we are at all times entitled to enter the offices and operating premises to check the reserved goods and to take possession of the reserved goods insofar as the Customer is unable to invoke rights to possession.

§ 7 Defect Claims

1. The Customer shall be entitled to claims for defect only if the Customer's duties to inspect and report pursuant to § 377 of the German Commercial Code [HGB] have been duly complied with. In the event that complaints are not reported in due time and/or in due form, the goods shall be regarded as accepted.
2. For the delivery of objects, we are free to decide to affect supplementary performance either by repair or replacement. If supplementary performance fails, the Customer can at his choice demand a reduction, withdrawal or compensation. In the event of only minor defects the Customer has no right to withdrawal.
3. As a matter of principle, the nature of the goods purchased shall be defined solely by the manufacturer's product description/order confirmation. Public statements, recommendations or advertisements by the manufacturer do not constitute contractual statements as to the nature of the goods.
4. The period of limitation for defect claims is based on § 438, Para. 1, No. 2 of the German Civil Code [BGB] as long as no deviating time limits have been expressly agreed.
5. The Customer is not entitled to assign claims for material defects.

§ 8 Liability

1. We accept liability within legal provisions, provided the Customer asserts claims for damages that are based on intent or gross negligence. In the event of minor negligence, our liability is limited to predictable, typically occurring damage. We are not liable in the event of minor negligence of non-essential contractual obligations whose violation does not threaten the performance of the contract. This also applies to breach of duty by our legal representatives or vicarious agents.
2. Liability for negligent injury to life or limb or the impairment of a person's health remains unaffected from the above limitations of liability; this also applies to Customer claims according to the German Product Liability Act [Produkthaftungsgesetz].

§ 9 Concluding Provisions

1. The law of the Federal Republic of Germany shall apply. The UN Convention on the International Sale of Goods shall not be applicable.
2. To take legal effect, subsidiary agreements and amendments must be confirmed in writing. This likewise applies to any modification of the clause stipulating the written form.
3. Unless otherwise specified in the order confirmation, our headquarters are the place of fulfilment. The exclusive place of jurisdiction for all disputes arising from this contract shall be Bielefeld, Germany.
4. Insofar as individual terms of the contract including these General Terms and Conditions should be or become ineffective either in whole or in part, this shall not affect the validity of the remaining provisions.

Hörmann: Quality without Compromise



Hörmann KG Amshausen, Germany



Hörmann KG Antriebstechnik, Germany



Hörmann KG Brandis, Germany



Hörmann KG Brockhagen, Germany



Hörmann KG Dissen, Germany



Hörmann KG Eckelhausen, Germany



Hörmann KG Freisen, Germany



Hörmann KG Ichtershausen, Germany



Hörmann KG Werne, Germany



Hörmann Genk NV, Belgium



Hörmann Alkmaar B.V., Netherlands




Hörmann Legnica Sp. z o.o., Poland



Hörmann Beijing, China



Hörmann Tianjin, China



Hörmann LLC, Montgomery IL, USA



Hörmann Flexon LLC, Burgettstown PA, USA

Hörmann is the only manufacturer worldwide that offers you a complete range of all major building products from one source. We manufacture in highly-specialised factories using the latest production technologies. The close-meshed network of sales and service companies throughout Europe, and activities in the USA and China, make Hörmann your strong partner for first-class building products, offering "Quality without Compromise".

GARAGE DOORS
OPERATORS
INDUSTRIAL DOORS
LOADING EQUIPMENT
HINGED DOORS
DOOR FRAMES

